



State of Palestine
Ministry of Education
& Higher Education

NEW
EDITION

English for Palestine

PUPIL'S BOOK **3A**

Blended learning Module 1 (Units 1-2-3-4)

* يستخدم المعلم سجلات تقييم الأداء في جميع الفترات.

CONTENTS	Page
Unit (1)	3
Unit (2)	6
Unit (3)	9
Unit (4)	12

Module One (1,2,3,4) Out Comes:

At the end of this phase learners should be able to :

- 1-Learn more about greetings; ask and give someone's name.
- 2- Describe people.
- 3-Talk about jobs; practise saying what jobs family members do.
- 4-Talk about food; express food likes and dislikes.
- 5- Describe animals (number of legs and size and colours).

1 Read. Listen and write.



1 Mr Ali is a teacher.

☐

4 The girl is from Haifa.

☐

2 Walid is 8.

☐

5 Mr Ali is from Bethlehem too.

☐

3 Walid is from Bethlehem.

☐

2 Read and match.



1 How old are you?

a I'm from Jerusalem.

2 What's your name?

b I'm fine.

3 How are you?

c I'm 8.

4 Where are you from?

d My name's Hamzah.

3 Say.



What's your name?

My name's **Walid**.

How old are you?

I'm **9**.

Where are you from?

I'm from **Bethlehem**.



1

Write and say.



How old are you?

I'm 6.



6

2

Find. Draw and write.



My name's _____.

I'm _____.

I'm from _____.



3

Listen and write.



Nablus

Haifa

Ramallah

Bethlehem

Jerusalem

Gaza



What's her name?	Manar
How old is she?	
Where's she from?	

What's his name?	
How old is he?	
Where's he from?	

1

Say.



What's **her** name?

Her name's **Manar**.

How old is **she**?

She's 9.

Where's **she** from?

She's from **Haifa**.

2

Read and circle.



1 **His/Her** name is Hala.

2 **She's/He's** 8.

3 **He's/She's** from Bethlehem.

4 **Her/His** name is Walid.

5 **She's/He's** 9.

6 **He's/She's** from Bethlehem too.

3

Write. Say.



My **She** **I** **He** **His** **Her**
green blue brown black red blonde

My name's _____.

I'm _____.

_____ have _____

hair and _____ eyes.

_____ name's _____.

He's/She's _____.

_____ has _____

hair and _____ eyes.

4

Write in your copybook.



This is my cousin Manar. She's from Jerusalem.

1

Listen and write.



What's **his** job?

He's a **farmer**.



doctor ☐



nurse ☐



teacher ☐



farmer ☐



policeman ☐



dentist ☐



driver ☐

2

Say.



What's **her** job?

She's a **dentist**.

3

Read and match.



- 1 a farmer
- 2 a dentist
- 3 a nurse
- 4 a doctor
- 5 a policeman
- 6 a driver
- 7 a teacher



1

Write.



She's

He's

a dentist

a nurse

a teacher

a policeman

a driver

a doctor



1 He's a teacher.



2 _____



3 _____



4 _____



5 _____



6 _____

2

Read and do.



– I'm a dentist.
Open your mouth.

– I'm a doctor.
I can help.

– I'm a teacher.
Teacher says 'Hop!'

– I'm a policeman.
Stop, stop, stop!

– I'm a farmer.
Where are my sheep?

– I'm a driver.
Beep, beep, beep!

3

Write.



1 cousin. / He's / my.
He's my cousin.

2 He's / uncle. / my

3 my / She's / aunt.

4 She's / grandmother. / my

5 my / dad. / He's

driver. / a / He's
He's a driver.

He's / teacher. / a

a / doctor. / She's

dentist. / She's / a

a / He's / policeman.

1

Listen and write.

one two ~~three~~ four five

1

I have three brothers.

2



I have _____ cousins.

3



I have _____ sisters.

4



I have _____ aunt.

5



I have _____ uncles.

2

Say.

How many **cousins** do you have?I have **five cousins**.

3

Read and match.



1

2

3

4

5

four

three

one

two

five

4

Write in your copybook.



I have one sister and two brothers. I have five cousins.

1

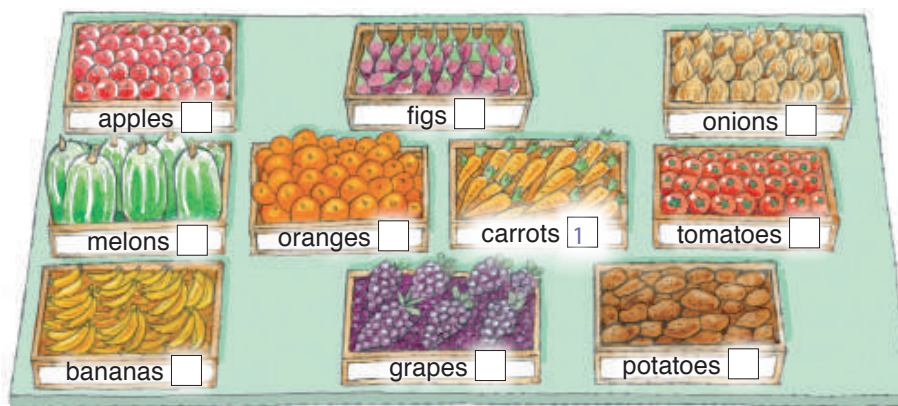
Listen and write.



I'd like **carrots** and **onions**, please.


Here you are.

Thank you.




2

Read and match.



- 1 This is a tomato.
- 2 This is a carrot.
- 3 This is an orange.
- 4 This is an onion.
- 5 This is a banana.
- 6 This is a potato.



3


Find and draw 6/J. Say.



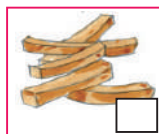


1 I like



2 I don't like



3 I don't like



4 I like

5 I like

6 I don't like

1

Count and write.



onions

carrots

bananas

oranges

1



— —

2



— —

3



— —

4



— —

2

Write.



carrots

~~potatoes~~

meat

oranges

fish

ice cream

tomatoes

chicken

1



I like potatoes.

I don't like _____

2



3



4



3

Say.



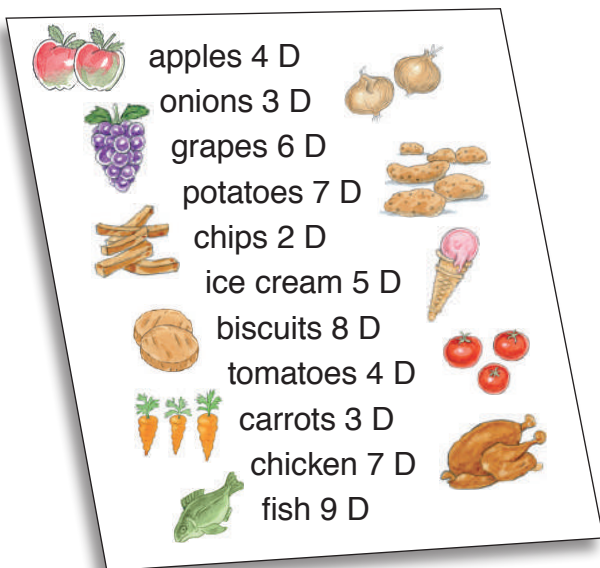
What food do you like?

I like **chips** and **tomatoes**.

I don't like **fish** and **biscuits**.

1

Choose and write. Say.



- 1 I like _____.
- 2 I don't like _____.
- 3 _____.
- 4 _____.
- 5 _____.
- 6 _____.

D = dinars

2

Count and write. Say.



I'd like **apples**, **carrots** and **fish**.

That's **16** dinars.

- 1 _____ D + _____ D + _____ D = _____ D
- 2 _____ D + _____ D + _____ D = _____ D
- 3 _____ D + _____ D + _____ D = _____ D
- 4 _____ D + _____ D + _____ D = _____ D

3

Write in your copybook.



I'd like potatoes, chicken and onions, please.


1

Listen and write.



giraffe ☐

monkey ☐



elephant ☐

tiger ☐

fox ☐

snake ☐

I can see a big snake.
It has no legs!

2

Say.





I can see a giraffe.

It's very big. It has four legs.

1

Read and write.



e

1 This is a fox. It's small. It has 4 legs.

2 This is a tiger. It's big. It has ___ legs.

3 This is a snake. It's small. It has ___ legs.

4 This is a monkey. It's big. It has ___ legs.

5 This is an elephant. It's very big. It has ___ legs.

6 This is a giraffe. It's very big. It has ___ legs.

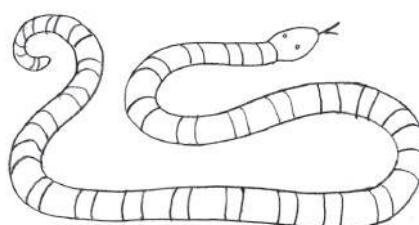
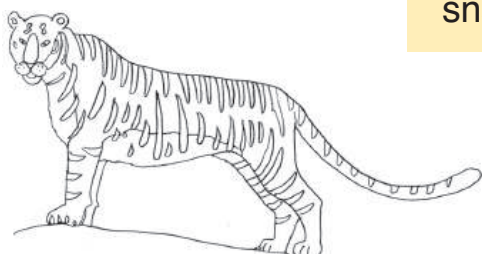
2

Read and write. Colour.



snake

tiger



1 The _____ is orange and black.

2 The _____ is red and yellow.

3

Read and say. Write.



I'm very big.

I have four legs.

I'm slow.

I'm grey.

What am I?

I'm _____

I have _____

I'm _____

I'm _____

What am I?

1


Listen and circle.



fast / slow



fast / slow



fast / slow



fast / slow



fast / slow



fast / slow

2

Sing and do.



Five small monkeys up in the tree.
 Five small monkeys say eee-eee-eee.
 Come down, small monkey – play with me!
 Four small monkeys up in the tree.
 Four small monkeys ...
 Three small monkeys ...
 Two small monkeys ...
 One small monkey ...
 No small monkeys up in the tree.
 Lots of small monkeys playing with me.
 We're small monkeys – eee-eee-eee!
 Six small monkeys – eee-eee-eee!



3

Write in your copybook.



This tiger is orange and black. It's big and fast.

All about me Date:-----

A -Read and circle.1- His / Her name's Bilal.2- He's / She's 8.3- He's / She's from Ramallah.**B- Read and write: I'm her you your his she's he's**

1-What's _____ name ? My name's Salwa.

2-How old are you ? _____ 10.

3-Where are _____ from ? I'm from Bethehem.

4-What's _____ name? Her name's Jamila.

5-Where's she from? _____ from Jerusalem.

6-What's _____ name? His name's Sami.

7-Where's he from? _____ from Haifa.

C- Write about you.

My name's_____. I'm _____.

I'm from _____.

I have _____ hair and _____eyes.

Jobs and family members

A- Read and circle.

1-What's his / her job? She's a dentist.

2-What's his / her job? He's a teacher.

3-What's his / her job? She's a nurse.

4-What's his / her job? He's a farmer.

5-What's his / her job? He's a driver.

6-What's his / her job? He's a doctor.

7-What's his / her job ? He's a policeman.

8-Who's he / she ? He's my dad.

9-Who's he / she ? He's my uncle.

10-Who's he / she ? She's my mum.

11-Who's he / she ? She's my aunt.

12-Who's he / she ? He's my brother.

13-Who's he / she ? He's my cousin.


14-Who's he / she ?She's my sister.

15-Who's he / she ?She's my grandmother.

B- Read and order.

my / uncle. / He's / a / farmer / He's

Name:.....

Work sheet
Fourth Grade
(U.3)**1- Look and write :****2- Re-order :**

- () Here you are .
 () I'd like carrots and potatoes .
 () Thank you .

3- What food do they like ?

	fish	onions	potatoes	Chicken
Nour	☺	☹	☹	☺
Hala	☹	☺	☹	☺
Bilal	☺	☺	☹	☺



I like _____ and _____ .
 I don't like _____ and _____ .



I like _____ and _____ .
 I don't like _____ and _____ .



I like _____ and _____ .
 I don't like _____ .

_ Good luck _
 ☺ ☺

Unit 4 At the zoo

snake - monkey - elephant - fox - tiger - giraffe

1. Look and write the name of the animal :



1.-----



2. -----



3.-----



4.-----



5.-----



6.-----

2) Re- arrange :-

Five - six - one - fourteen - twenty - twelve - fifteen - nineteen - nine - two - four - eight - ten - eighteen - sixteen - eleven - three - seven - thirteen - seventeen

.....

.....

.....

.....

3) Answer the following questions:

1- How many legs does the fox have ?

.....

2- What colour is the elephant ?

.....

Class: 1+2+3 + 4 grade

Authentic Assessment Record – Rating Scale

School:-

Month :- ----- Assessment

No	Name	Reading						Total
		Summarize info. (3 + 4)	Use ideas from given text (3 + 4)	Skim& Scan (3 + 4)	Reading words correctly	reading in clear voice	Read the sound / name of letters correctly	
1.								
2.								
3.								
4.								
5.								
6.								
7.								
8.								
9.								
10.								
11.								
12.								
13.								
14.								
15.								
16.								
17.								
18.								
19.								
20.								

Rating key :- Excellent A + / Very Good A / Good B / Acceptable C / Poor D

Class: 1+2+3 + 4 grade

Authentic Assessment Record – Rating Scale

School:-

Month :-:----- Assessment

No	Name	Speaking					Total
		Pair/ group work	Describes any item from poster correctly	Labels and gives correct names	Pronounce new Words correctly / intonation	Speaks in an organized manner	use body language
1.							
2.							
3.							
4.							
5.							
6.							
7.							
8.							
9.							
10.							
11.							
12.							
13.							
14.							
15.							
16.							
17.							
18.							
19.							

Rating key :- Excellent A + / Very Good A / Good B / Acceptable C / Poor D

Class: 1+2+3 + 4 grade

Authentic Assessment Record – Rating Scale

School:-

Month:- Assessment

No	Name	Listening					Teacher comments	Total
		Listen & answer	Listen & do\point\write	Listen attentively	distinguishes between the letter sound and name			
1.								
2.								
3.								
4.								
5.								
6.								
7.								
8.								
9.								
10.								
11.								
12.								
13.								
14.								
15.								
16.								
17.								
18.								
19.								

Rating Scale :- Excellent **A +** / Very Good **A** / Good **B** / Acceptable **C** / Poor **D**

Class: 1+2+3 + 4 grade

Authentic Assessment Record – Rating Scale

School:-

Month :- ----- Assessment

No	Name	Writing					Total
		Spell & punctuate correctly (3 + 4)	Write well structured sentences (3 + 4)	Write neatly	For grade 1&2: directionality	For grades 1&2: Shaping letters on 4 lines	Teacher Comments
1.							
2.							
3.							
4.							
5.							
6.							
7.							
8.							
9.							
10.							
11.							
12.							
13.							
14.							
15.							
16.							
17.							
18.							
19.							
20.							

Rating key :- Excellent A + / Very Good A / Good B / Acceptable C / Poor D