



State of Palestine  
Ministry of Education  
& Higher Education

NEW  
EDITION

# English for Palestine

STUDENT'S BOOK & WORKBOOK **1B**

## Authorship & Curriculum Supervisory Committee

Mr Ali Manassra (General Supervision)	Ministry of Education
Mr Othman Diab Amer (Coordinator)	Ministry of Education
Mrs Reem Ayoush	Ministry of Education
Dr Samir M Rammal	Birzeit University
Dr Hazem Y Najjar	Bethlehem University
Ms Fatimah Easa Qassem	Ministry of Education
Mr Omar Abdullah Sabbah	Ministry of Education
Mr Imad Abdullah Jbour	Ministry of Education
Mr Hassan Kharableyeh	Ministry of Education
Ms Rula Naji Khalil	Ministry of Education
Ms Sana Abed Wazwaz	Ministry of Education
Ms Tharwat Shukri	Ministry of Education
Mr Mohammad Nassar	Ministry of Education

الملتقى التربوي  
[www.wepal.net](http://www.wepal.net)

**Authorship Supervisory Committee (original edition)**

Dr Hazem Y Najjar (Head)	Bethlehem University
Dr Salem Aweiss	Birzeit University
Dr Omar Abu Al-Hummos	Al-Quds University
Mr Othman Diab Amer (Rapporteur)	Ministry of Education

**English Language Curriculum Team (original edition)**

Dr Hazem Y Najjar	Bethlehem University
Dr Salem Aweiss	Birzeit University
Dr Omar Abu Al-Hummos	Al-Quds University
Dr Odeh J Odeh	Al-Najah University
Dr Samir M Rammal	Hebron University
Dr Nazmi Al-Masri	Gaza Islamic University
Ms I'tidal Abu Hamdiyah	Ministry of Education
Ms Majedah Dajani	Ministry of Education
Mr Imad Jabir	Hebron University
Mr Suhail Murtaja	Ministry of Education
Mr Othman Diab Amer (Rapporteur)	Ministry of Education

# Contents

Unit and contexts	Language	page
<b>10 Let's play!</b> – Talking about toys – Showing where something is	<i>ball, doll, yo-yo, kite, balloon, skates</i>  <b>Where's my ball? Here! There!</b>	<b>4</b>
<b>11 Transport</b> – Talking about transport – Talking about quantities	<i>car, bus, bike, van, taxi</i>  <b>How many taxis? Five taxis.</b>	<b>10</b>
<b>12 Colours</b> – Identifying colours – Saying what colour something is	<i>red, green, white, blue, black, yellow, umbrella</i>  <b>What colour? Red and black.</b>	<b>16</b>
<b>13 My clothes</b> – Identifying clothes – Describing clothes using colours	<i>t-shirt, shoes, shorts, jeans, dress, skirt</i>  <i>a red skirt, blue jeans</i>	<b>22</b>
<b>14 Revision</b>	Revision of the language in Units 10–13	<b>28</b>
<b>15 My bedroom</b> – Talking about your bedroom – Saying where things are	<i>bed, table, chair, box, window, door</i>  <b>It's in / on / under the bed.</b>	<b>34</b>
<b>16 In my country</b> – Talking about things that grow in Palestine – Describing size	<i>orange, lemon, grape, apple, banana, fig, olive</i>  <b>It's (very) big / small.</b>	<b>40</b>
<b>17 My friends</b> – Introducing and describing a friend – Using simple instructions	<b>This is my friend.</b> <b>I'm short. He's / She's tall.</b>  <i>Stand up. Sit down. Jump up and down.</i>	<b>46</b>
<b>18 Revision</b>	Revision of the language in Units 15–17	<b>52</b>
<b>Picture dictionary</b>		<b>58</b>
<b>The alphabet</b>		<b>62</b>

2 ball, doll, yo-yo, kite, balloon, skates

1

Listen and find.



- Where's my yo-yo? - Where's my doll?
- Here! - Here!
- Where's my balloon? - Where's my kite?
- Here! - Here!
- Where's my skate? - Where's my ball?
- Here! - Here!
- Thank you!

2

Listen and say.



Kite ... Where's my kite? Here!  
Yo-yo ... Where's my yo-yo? Here!  
Ball ... Where's my ball? Here!  
Balloon ... Where's my balloon? Here!  
Skate ... Where's my skate? Here!  
Doll ... Where's my doll? Here!



3

Say.



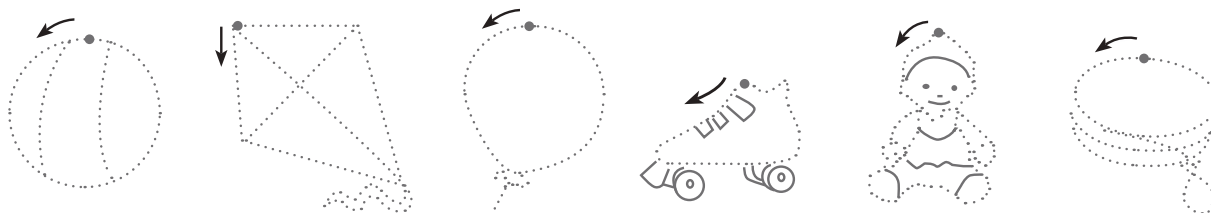

Where's my doll?

Here!

Thank you.

1

Trace and find. Say.



2

Look. Count and write.



2



4



6



5 Here!, There!, Here!, Here!, There!, Here!, There!, There!, Here!

6. The name is y. The sound is y. The name is l. The sound is l. The name is k. The sound is k.

## Unit 10 Period 3

1

Listen and find.



- Where's my skate? - Where's my ball?
- Here! - There!
- Where's my yo-yo? - Thank you.
- There! - Where's my kite?
- Thank you. - Here!
- Where's my doll? - Where's my balloon?
- Here! - There!
- Thank you.

2

Listen and say.



3

Say.



1

Match and say.



2

Find and circle.



skate

t



kite

y



yo-yo

l



balloon

o



doll

b



ball

3

Sing.



9



10

- Where's my ball? ... - Where are my skates? ...
- There! - There!
- Where's my doll? ... - Where's my balloon? ...
- Here! - Here!
- Where's my yo-yo? ... - Where's my kite? ...
- Here! - There!

## Unit 10 Period 5

1

Listen and say.



- Where's my rabbit? - Where's my bag?
- Here! - Here!
- Where's my pencil? - Where's my doll?
- There! - There!
- Where's my book? - Where's my lion?
- Here! - There!



2

Count. Listen and say.



12



- How many balloons? ... Three balloons.
- How many pencils? ... Four pencils.
- How many yo-yos? ... Five yo-yos.
- How many books? ... One book.
- How many balls? ... Ten balls.

3

Say.



Pencil.

4 pencils.

1

Read. Find and write.



kites



8



4



7



4



1

2

Copy.



.....

\_\_\_\_\_

\_\_\_\_\_

.....

\_\_\_\_\_

\_\_\_\_\_

.....

\_\_\_\_\_

\_\_\_\_\_

.....

\_\_\_\_\_

\_\_\_\_\_

.....

3

Play.



o ask and say where something is using *here* and *there*




car, bus, bike, van, taxi

1



14

What's this? It's a van.  
It's a taxi. It's a car.  
It's a bus. It's a bike.



2



15

one taxi ...two taxis one car ...two cars  
one bus ...two buses one bike ...two bikes  
one van ...two vans

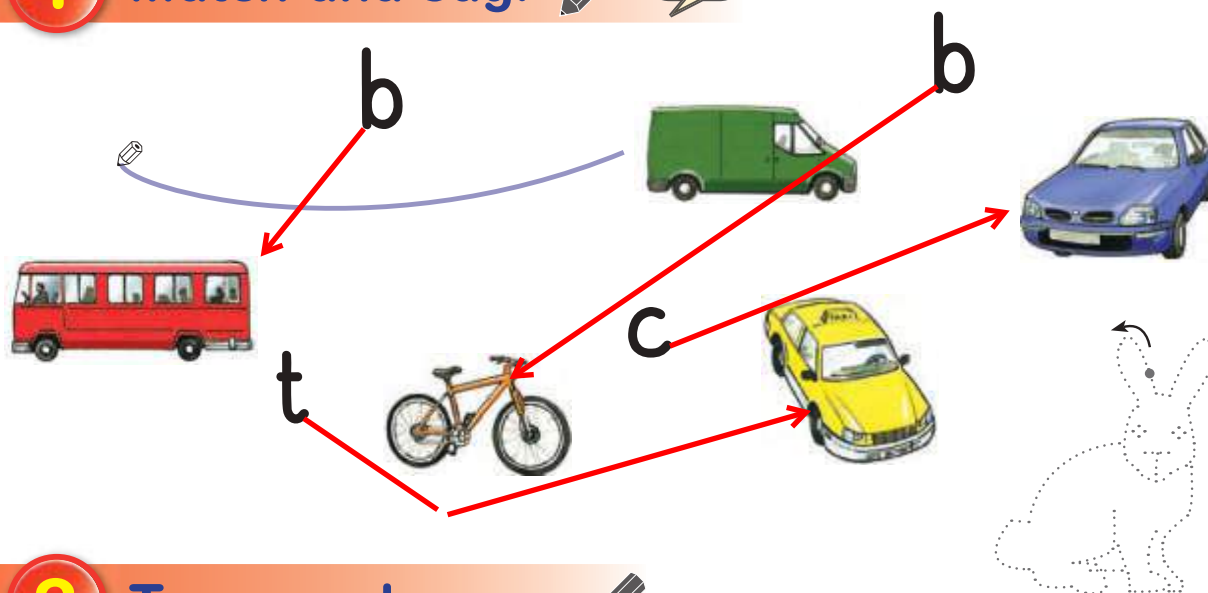


3



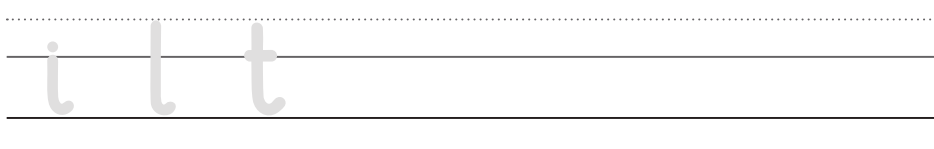
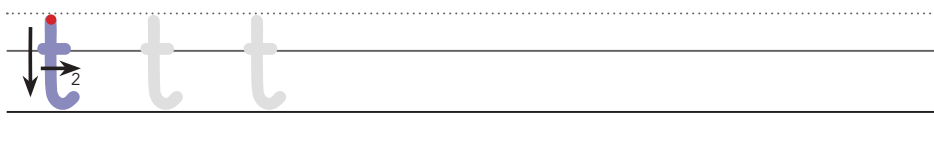
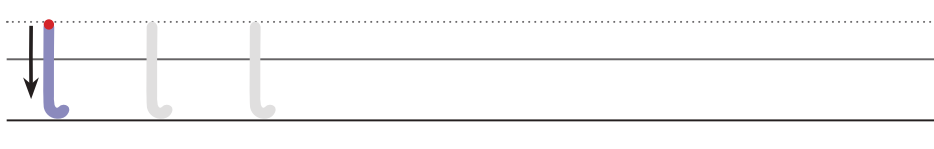

1

Match and say.



2

Trace and copy.



## Audio 16+17

one car, two bikes, two vans, one taxi, two buses, one van,  
two taxis, one bus, one bike, two cars

The name is b. The sound is b.

The name is h. The sound is h.

The name is v. The sound is v.

1



18

- How many taxis? - How many bikes?
- Two. - Three.
- How many buses? - How many vans?
- One. - One.
- How many cars?
- Four.

2

Listen and say.



19



3

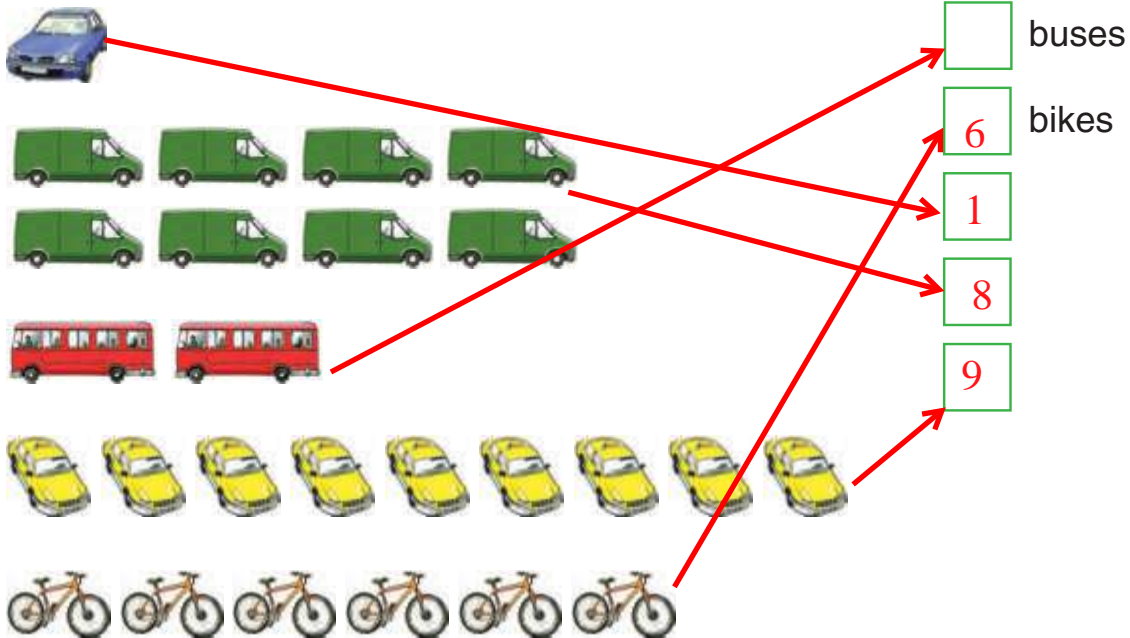
Say.



taxis?

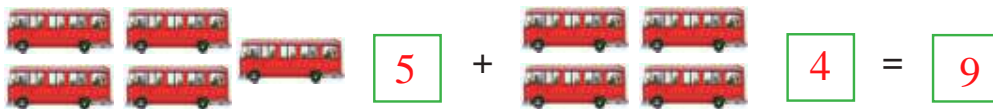
1

Read. Find and write.



2


Count and write. Say.



1



21 seven cars, two taxis, three vans, five buses, one bike



2

Listen and say.



22

How many taxis and bikes? ... Three.  
How many cars and vans? ... Ten.  
How many buses and taxis? ... Seven.  
How many vans and bikes? ... Four.



3

Say.



taxis and bikes?

1

Find and circle.  

bus



rabbit

l



milk



melon

h



head



hand

2

Write. vbtcb

3

Play. 

In Unit 11 children learned: to talk about transport ☐  
 to ask how many and to answer using the numbers 1–10 ☐

UNIT  
12

# Colours

**Audio 23** red, black, white, green, blue, yellow, umbrella

1



**24** What colour?  
red, green, white, blue, black, yellow

2

Listen and say.




**25**

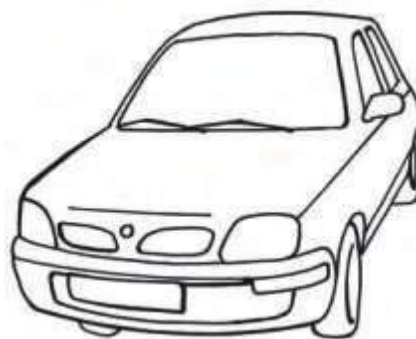
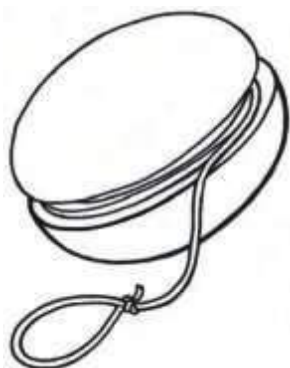



3

Say.



1



2

Trace and copy. 



b b b



h h h



p p p

b h p

# audio 26

audio 27

The name is u. The sound is u.  
The name is r. The sound is r.  
The name is w. The sound is w.

## Unit 12 Period 3

1

Listen and write.



- 1 a black umbrella
- 2 a red umbrella
- 3 a green and yellow umbrella
- 4 a blue umbrella
- 5 a black and white umbrella
- 6 a yellow umbrella

2

Listen and say.



- Umbrella 1. What colour? ... black
- Umbrella 2. What colour? ... red
- Umbrella 3. What colour? ... green and yellow
- Umbrella 4. What colour? ... blue
- Umbrella 5. What colour? ... black and white
- Umbrella 6. What colour? ... yellow



3

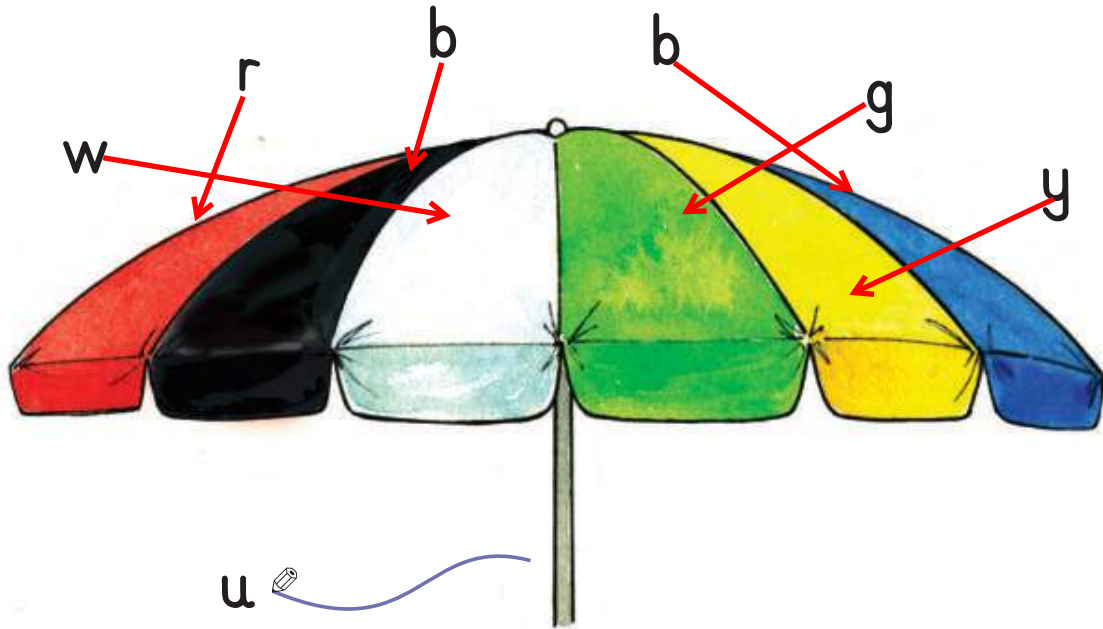
Say.



Umbrella 3. What colour?

1

Match and say.



2

Find and circle.



v



van



olive

b



baby



bike

u



umbrella



nut

w



white



water

r



red



zebra



3

Sing.<sup>30</sup>

Bus –what colour? ... White.  
 Book –what colour? ... Blue.  
 31 Skate –what colour? ... Black and white.  
 Kite –what colour? ... Red and blue.  
 Balloons –what colour? ... Green and yellow.

sounds u, r, w

## Unit 12 Period 5

1

Listen and write.



What colour?

- 1 The umbrella is green and white.
- 2 The fl ag is red, black, white and green.
- 3 The bag is black and red.
- 4 The kite is yellow and blue.

2

Listen and say.



Audio


The kite is yellow and ... blue.  
 The umbrella is green and ... white.  
 The fl ag is red, black, white and ... green.  
 The bag is black and ... red.



1



3



4



2

3

Say.



What colour?

1

Read and match.



blue car

yellow taxi

white van

red bus

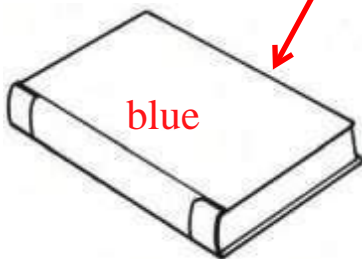

black bike

green car



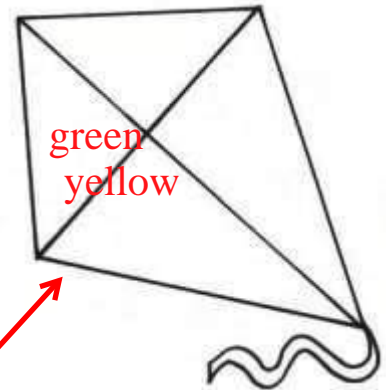
2

Read. Match and colour.



blue book

red balloon



green and yellow kite

3

Play.



to describe things using colours



# My clothes

34

a skirt, a t-shirt, a dress, shoes, shorts, jeans

1



2



Tala: a skirt, a t-shirt and ... shoes  
Sami: shoes, a t-shirt and ... jeans  
Amir: a t-shirt, shoes and ... shorts  
Salwa: shoes and a ... dress  
Tala: a t-shirt, shoes and a ... skirt  
Amir: shoes, shorts and a ... t-shirt



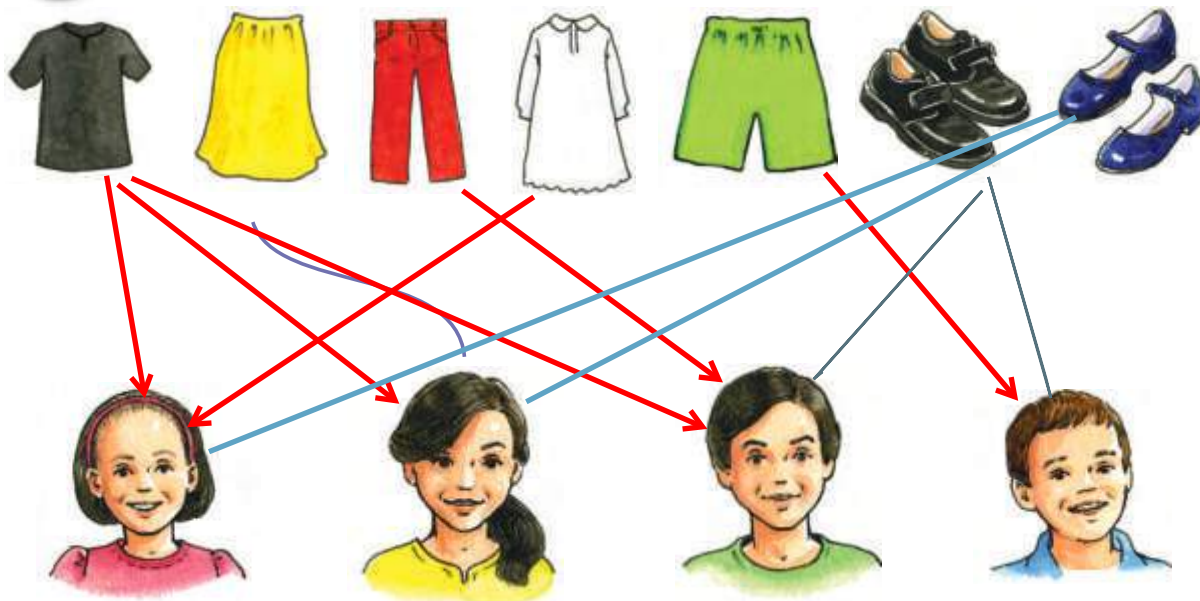
3

Say.



1

Match and say.



2

Trace and copy.



37 a yellow dress red shorts  
a green t-shirt blue jeans  
a black and yellow skirt white shoes

sounds j, z, sh

1



What is it?


1 a red t-shirt 4 a yellow skirt  
2 green shorts 5 white shoes  
3 a black t-shirt 6 blue jeans

2

Listen and say.




2



4

3



6

5

3

Say.



Audio 40

a red ... a red t-shirt  
red ... red shorts  
green ... green shorts  
a green ... a green skirt  
black ... shoes  
a black ... t-shirt

a yellow ... a yellow skirt  
a yellow ... a yellow dress  
white ... white jeans  
white ... white shoes  
blue ... jeans  
a blue ... dress

1

Read and colour.



blue jeans


yellow and green t-shirt

blue and yellow shoes

black and red skirt

red shorts

green and white dress



2

Find and circle.



j



j

eans



j

uice



o

k



k

ite



s

kirt

d



d

ress



r

ed

sh



s

hoes




s

horts



t

-shirt



3

Sing.



- 42 A skirt ... A blue skirt. Jeans ... Green jeans.  
A dress ... A red dress. Shoes ... White shoes.  
A t-shirt ... A yellow t-shirt. Shorts ... Black shorts.

## Unit 13 Period 5

1



Amir: jeans – ten, t-shirt – one, shoes – three  
Salwa: skirt – eight, t-shirt – two, shoes – five




2

Listen and colour.



yellow jeans, blue shorts, a red and white t-shirt, black shoes



3

Say.



1

Read. Find and write.



shorts

skirt

t-shirt

jeans

dress

2

Draw and colour. Write.



children choose two items of clothing, and draw and colour them, using the colours in the wordbox.



3

Play.



to describe clothes using colours



# Revision

1



- Sami, where's my red car?
- There!
- Sami, where's my black bike?
- There!
- Sami, where's my green van?
- Here!
- Sami, where's my yellow taxi?
- There!
- Sami, where's my blue bus?
- Here!

2




3

Say.



4

Write.



w



g



r



y



b



b

5

Copy.



i

l

t

b

h

p

m

n

r


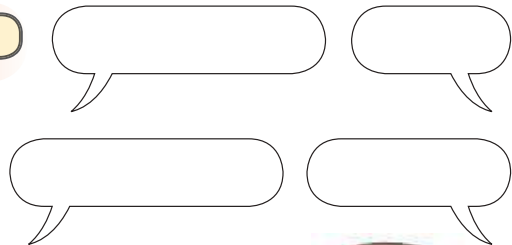
1



What's this? Who's this?  
It's a yo-yo. This is Sami.  
It's orange juice. This is the baby.  
It's a hand. This is Mum and Dad.  
It's a pencil. This is Tala.  
It's a rabbit.  
It's a t-shirt.

2

Listen and say.



3

Say.



What's this? ... It's a hand.  
Who's this? ... This is the baby.  
What's this? ... It's orange juice  
What's this? ... It's a yo-yo.  
What's this? ... It's a pencil.  
Who's this? ... This is Dad.  
Who's this? ... This is Mum.  
What's this? ... It's a rabbit.  
Who's this? ... This is Sami.  
Who's this? ... This is Tala.  
What's this? ... It's a t-shirt.

4

Write. 

— red yellow black



green bag



black desk



blue book



white and yellow umbrella



red t-shirt

5

Count and write. 

3



6



4



5



2



7



- How many jeans? How many shorts? How many skirts? – How many dresses?
- How many t-shirts? – How many shoes?


1



- How many jeans? – How many shorts?
- Three. – One.
- How many skirts? – How many dresses?
- Four. – Two.
- How many t-shirts? – How many shoes?
- Seven. – Ten.

2

Listen and say.



3

Say.



skirts?

4



□ b



u**mb**rella



~~bus~~



~~ba~~y

l y



pencil



~~lion~~



~~yellow~~

r sh



~~shorts~~



~~skirt~~



~~t-shirt~~

k w



~~book~~



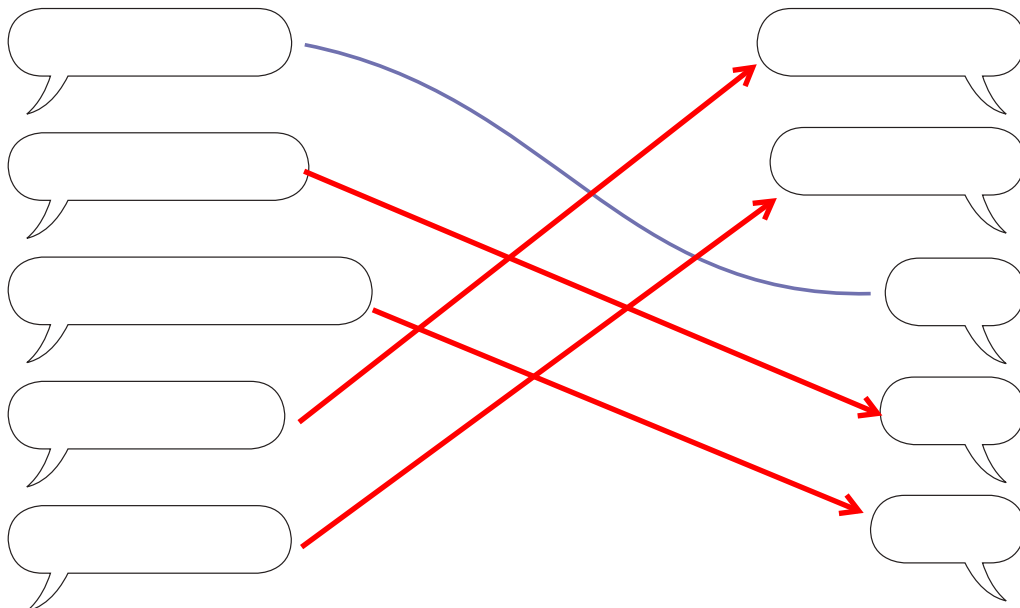
~~water~~



~~bike~~

5

Match and say.



a bed, a table, a chair, a box, a window, a door

1

Listen and find. 52

2

Listen and say. 53



In my bedroom It's a chair.  
What's this? It's a box.  
It's a bed. It's a window.  
It's a table. It's a door.

What's this?

It's a bed.



Pippa

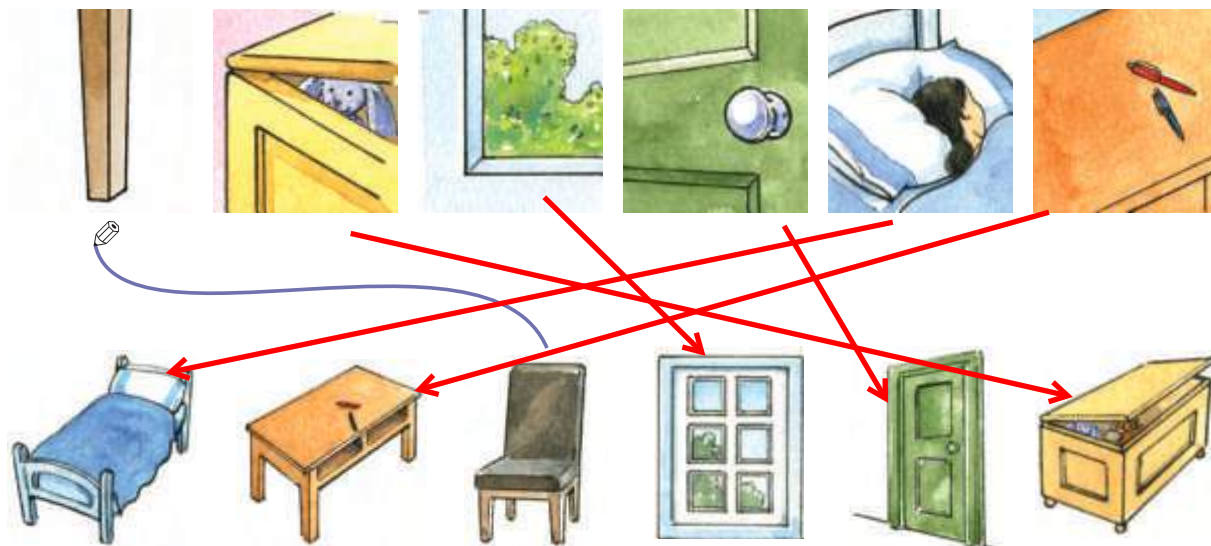
3

Listen and say. 54


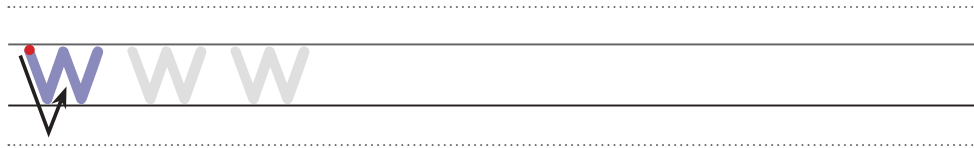
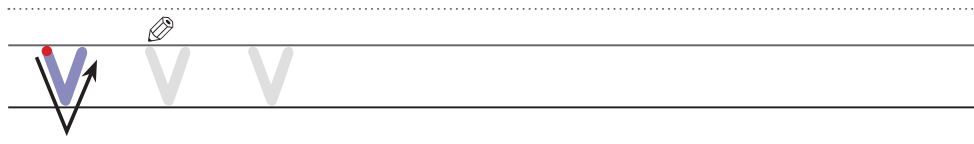
What's this? It's a ...



# 1 Match and say.



# 2 Trace and copy.



55

in, on, under.

The ball is on the box. The ball is in the box.  
The ball is in the box. The ball is under the box.  
The ball is under the box. The ball is on the box.

56 The name is x. The sound is x.

The name is c. The name is h. The sound is ch.

## Unit 15 Period 3

1

Listen and find.



The doll is in the box. The car is on the table.  
The book is in the bag. The box is under the window.  
Amal is on the bed. Jamila is under the table.

2


Listen and say.



Where's the kite?

It's in the box.

Where's the kite? ... It's in the box.  
Where's the book? ... It's in the bag.  
Where's the car? ... It's on the table.  
Where's the box? ... It's under the window.  
Where's the ball? ... It's on the chair.  
Where's the yo-yo? ... It's under the chair.



3

Say.

Where's the box?

It's under the window.

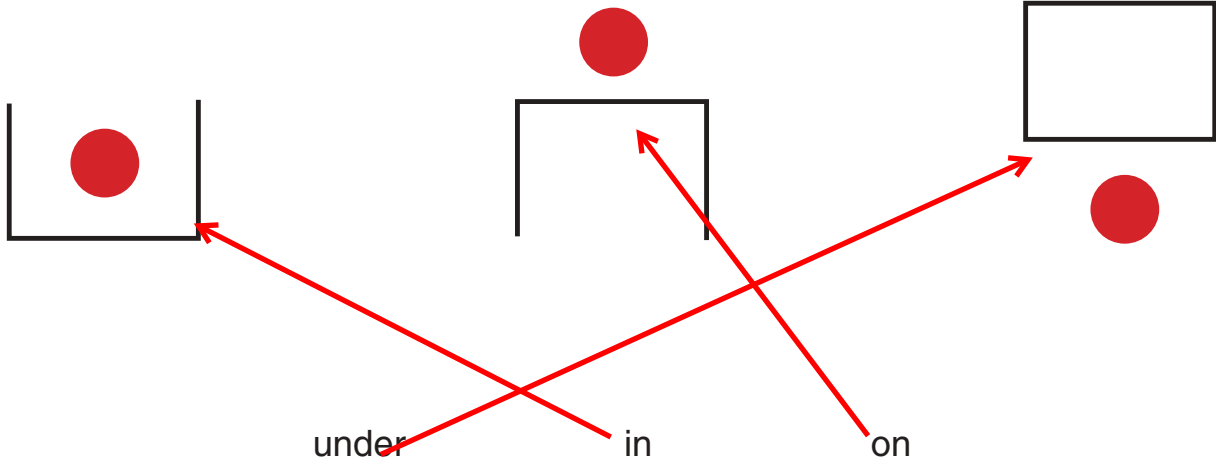
review in, on, under

36

Teacher says

1

Read and match.



2

Count and write.



3

Sing.



- 1 Where's the lion? ... It's on the bed.
- 2 Where's the shoe? ... It's under the table.
- 3 Where's the bus? ... It's under the chair.
- 4 Where's the rabbit? ... It's in the box.
- 5 Where's the bed? ... It's under the window.
- 6 Where's the book? ... It's in the bag.

sounds b, u, v, x, w, ch

## Unit 15 Period 5

1

Listen and find.



The cat is in the box.

The water is in the bag.

The bag is on the door.

The orange juice is on the table.

The ball is under the chair.

The skate is under the bed.

2

Listen and say.



The cat is ... The cat is in the box.


The water is ... The water is in the bag.

The bag ... The bag is on the door.

The orange juice ... The orange juice is on the table.

The ball is ... The ball is under the chair.

The skate is ... The skate is under the bed.



3

Say.



orange juice is on the table

The cat is in the box.

1

Find and circle.  

v



van



olive

w



window



white

x



box



taxi

ch



chair



cheese

2

Circle and say.  

1



in

on

under

2



in

on

under

3



in

on

under

4



in

on

under

5



in

on

under

3

Play. In Unit 15 children learned: to talk about their bedroom ☐to ask where something is and answer using prepositions ☐

# In my country

orange, lemon, grape, apple, banana, fig, olive

1



a lemon, a grape, a banana, a fig, an apple, an orange, an olive




2



What's this? ... It's a fig.  
What's this? ... It's an olive.  
What's this? ... It's a lemon.  
What's this? ... It's a banana.  
What's this? ... It's a grape.  
What's this? ... It's an apple.  
What's this? ... It's an orange.

a fig.

an olive.



3

Say. Listen.

66



grapes.

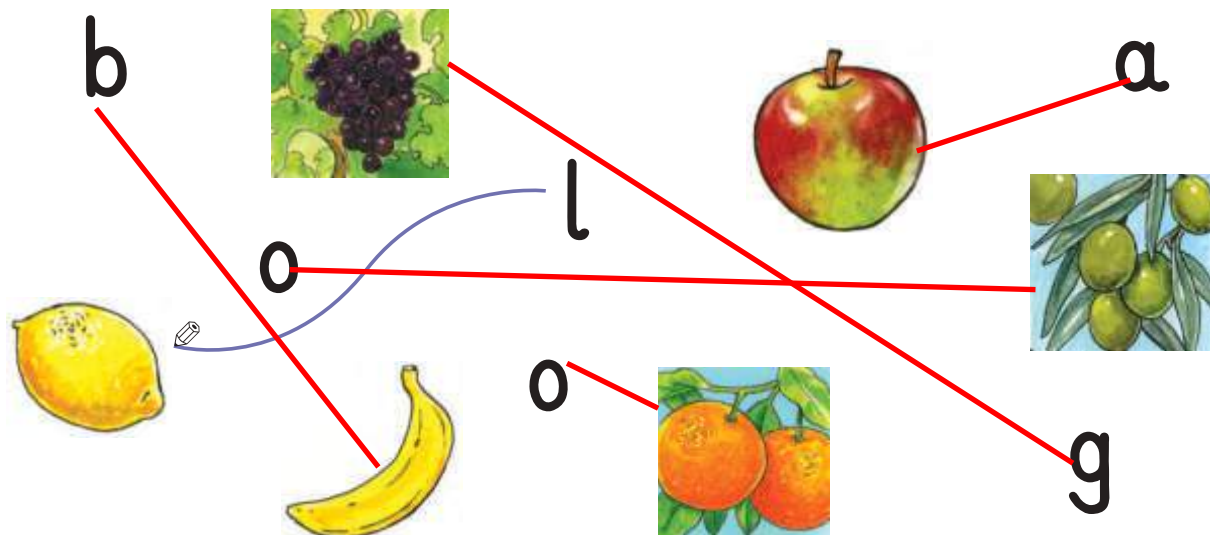


They're grapes.  
They're bananas.  
They're lemons.  
They're apples.  
They're figs.  
They're oranges.  
They're olives.



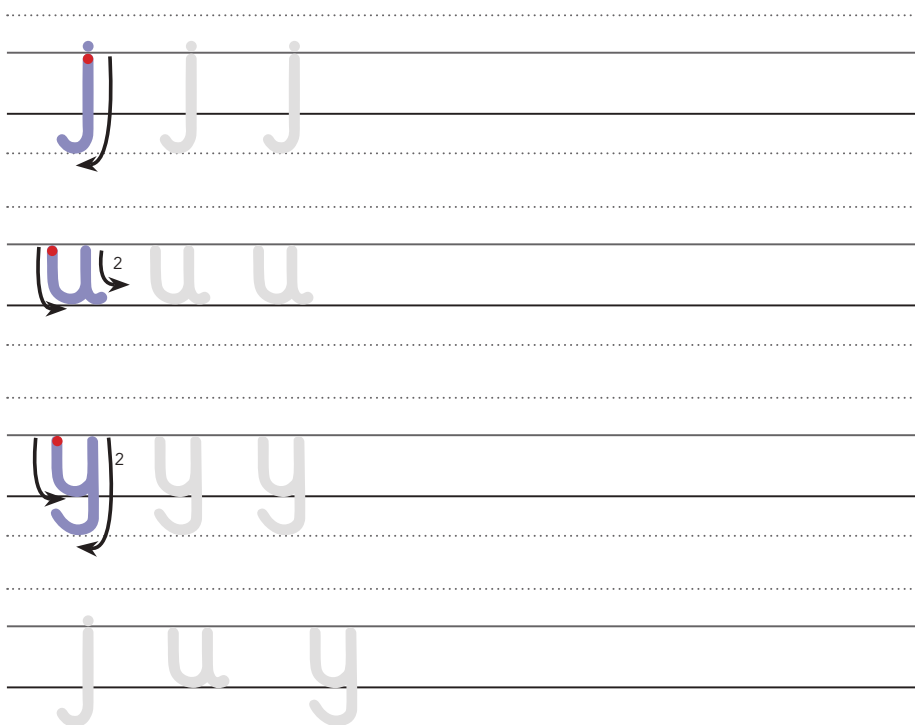
1

Match and say.



2

Trace and copy.



67 Banana ... It's big. Olive ... It's small.  
 Grape ... It's small. Fig ... It's small.  
 Lemon ... It's big. Orange ... It's big  
 Apple ... It's big.

1




What's this? It's an orange. It's big. It's an apple. It's big. It's a banana. It's big. It's a lemon. It's big.  
 Oranges, apples, bananas and lemons are big. What's this? It's a grape. It's small. It's an olive. It's small.  
 It's a fig. It's small. Grapes, olives and figs are small.

2

Listen and say.




4



3

Say.




an orange.

big.




1


Read and draw.




big banana



big orange



small grape



small olive

2

Count and write.





 $\boxed{4} + \text{4 bananas} \boxed{4} = \boxed{8}$


 $\boxed{3} + \text{5 pears} \boxed{5} = \boxed{8}$


 $\boxed{2} + \text{6 oranges} \boxed{6} = \boxed{8}$



 $\boxed{5} + \text{3 lemons} \boxed{3} = \boxed{8}$



1




The banana is very big.  
The fig is small.  
The apple is big.  
The grape is very small.




2




1 It's very small. 4 It's small.  
2 It's big. 5 It's big.  
3 It's very big. 6 It's very small.



2



3



4



5



6



3

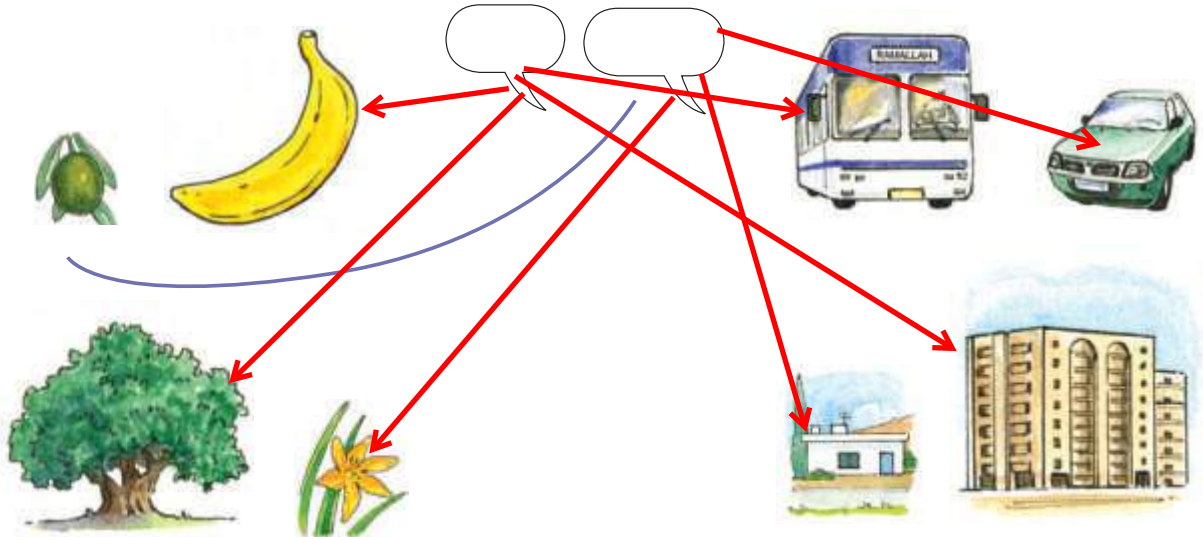
**Listen and say.**



Banana ... It's very big. Apple ... It's big.  
Lemon ... It's big. Fig ... It's small.  
Orange ... It's very big. Olive ... It's very small.  
Grape ... It's very small.


1

Match and say.



2

Write.



\_\_\_\_\_



big



very big



small



very big



big



small



very small

3

Play.



In Unit 16 children learned: to talk about things that grow in Palestine ☐  
to say if items are very small, small, big or very big ☐



74

Saleh. He's short. Samira. She's tall.  
Zaid. He's very short. Taha. He's very tall.

1



This is the baby, Zaid.  
He's short.  
I'm tall.  
This is my friend Mohammad.  
He's tall.  
I'm short.



2



This is my friend Mohammad. He's tall.  
This is my friend Jamal. He's short.  
This is my friend Manar. She's short.  
This is my friend Rana. She's tall.



3

Say.



1

Read and circle.



short / tall



2 short / tall



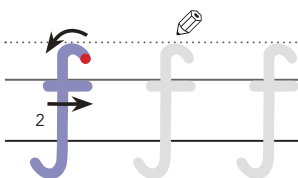
3 short / tall



4 short / tall

2

Trace and copy.




Stand up.  
Sit down.  
Jump up and down.

## Unit 17 Period 3

1



Stand up. Sit down.  
Sit down. Jump up and down.  
Jump up and down. Stand up.




2





3

Say and do.



Sit down.



1

Read and match.



1 Sit up and down.

2 Jump up.

3 Stand down.



2

Write.



up



up



down



up



down



down

3

Sing.



short, very tall, tall, very short  
 very tall, short, very short, tall  
 Stand up.  
 Jump up and down.  
 Sit down.  
 Stand up.  
 Sit down.  
 Jump up and down.

1



He's / She's ...

- 1 He's tall.
- 2 She's very short.
- 3 She's short.
- 4 He's very tall.



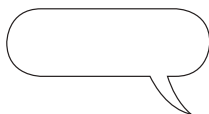

2

Listen and do.



Be ...  
 very tall  
 short  
 very short  
 tall  
 short  
 very tall  
 very short  
 tall

3



1

Write. 



Mohammad

he



Fatimah

she



Salwa

she



Sami

he



Amir

he

2

Read and match.  



2



3



He's short.

She's tall.

Jump up and down.

He's tall.

Stand up.

4



5



6



3

Play. 

In Unit 17 children learned: to introduce and describe a friend ☐

☐

1



Where's the green pencil?  
It's on the desk.  
Where's the blue and  
green bag?  
It's under the chair.  
Where's the red book?  
It's in the yellow bag.

2

Listen and say.



85

My friend is ... My friend is under the window  
The cat is ... The cat is under the desk.  
The pencil is ... The pencil is in the hand.  
The yo-yo is ... The yo-yo is in the bag.  
The ball is ... The ball is on the box.  
The bag is ... The bag is on the chair.




3

Say.



the cat?

the desk.

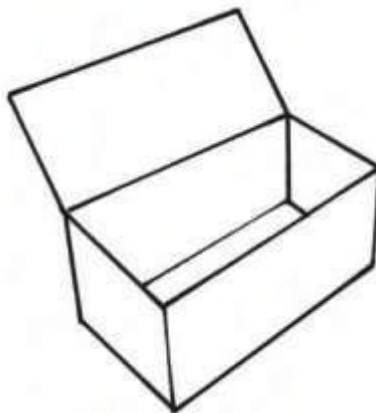
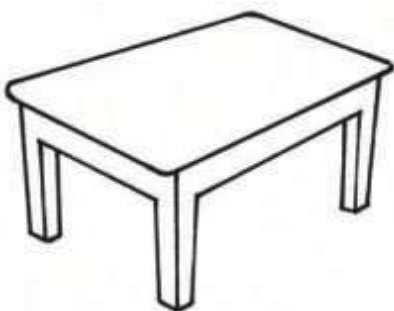


4

Choose and draw. Say.



kite is under the table.



5

Write and trace.



b



t



ch



b



w



d

1



- What's this?
- It's a big ball.
- What's this?
- It's a small umbrella.
- What's this?
- It's a big bag.

big ball.

2

Listen and say.



87



- What's this? ... It's a big ball.
- What's this? ... It's a big umbrella.
- What's this? ... It's a small ball.
- What's this? ... It's a big bag.
- What's this? ... It's a small umbrella.
- What's this? ... It's a small bag.

3









Say.



small umbrella.

4

Match and write. 

 2  3  4   
 It's \_\_\_\_\_ . It's big . It's big . It's small .  
 5  6  7  8   
 It's small . It's big . It's big . It's small .

5

Write. 

short      very tall      very short      tall      short

1




- Good morning.
- Good morning.
- Hello. What's your name?
- My name's Jamila.
- Who's this?
- This is my baby brother.
- Goodbye.
- Bye.

2

Listen and say.



2



3

4



3

Say.



4

Write and trace.



under an umbrella

2



on a chair

3



in a bed

4



in a box

5



on a book

6



under a window

5

Match and write.



milk juice bread

1



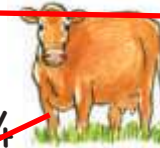
2



3



4



5



water



milk



egg



juice



a

Amir



apple



apple juice



bike



black



blue



board



book



box



bread



brother



bus



bye



c

car



cat



chair



cheese



coffee



b

baby



bag



ball



balloon



banana



bed



big



d

Dad



dates



desk



dog



doll



door



dress




e



f



g



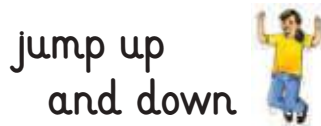
h



i



j




k



l



m



n

nose



nuts



Pippa



Polly



skate



stand up

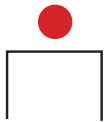


o

olives



on



orange



orange juice



rabbit



red



t

table



Tala



taxi



tea



teacher



t-shirt



p

pencil



Peter



Pip



shoes



shorts



sister



sit down



u

umbrella



under




v

van



numbers


1 


6 

w

water



2 


7 


white



window




3 

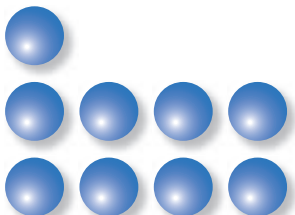
8 

y

yellow




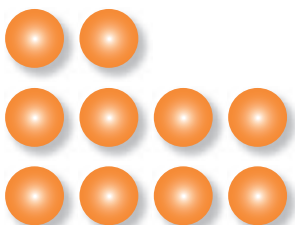
4 

9 

yo-yo



5 

10 

z

zebra



a



apple

h



hand

b



bag

i



insect

c



cat

j



juice

d



dog

k



kitten

e



egg

l



lion

f



fig

m



melon

g



goat

n



nut





olive

v



van

p



pencil

w



water

q



quiet

x



box

r



rabbit

y



yo-yo

s



skate

z



zebra

t



teacher

u



umbrella



Macmillan Education  
Between Towns Road, Oxford OX4 3PP  
A division of Macmillan Publishers Limited  
Companies and representatives throughout the world

ISBN 978-0-2304-0987-3

Text © Wendy Arnold 2011  
Design and illustration © Macmillan Publishers Limited 2011

First published 2011

All rights reserved; no part of this publication may be reproduced, stored in a retrieval system, transmitted in any form, or by any means, electronic, mechanical, photocopying, recording, or otherwise, without the prior written permission of the publishers.

Designed by Melissa Swan  
Illustrated by Ruth Palmer  
Cover design by Macmillan Publishers Limited 2011  
Cover illustration/photo by Ruth Palmer

Publishing management by Hyphen S.A.

Authors' acknowledgements  
The author would like to thank her wonderfully patient project manager, Tracy Traynor, and the publishing team at Macmillan, as well as all the committee in Palestine who have tirelessly given their time to this project.

The authors and publishers would like to thank the following for permission to reproduce their photographs:  
**Alamy**/Alan Gignoux p46, **Alamy**/Red Cover p34, **Alamy**/World Religions Photo Library p40; **Getty**/ Steve Shott p22.

Printed and bound in Palestine by A R Hijawi & Sons

2016 2015 2014 2013 2012 2011  
10 9 8 7 6 5 4 3 2 1