



State of Palestine
Ministry of Education
& Higher Education

NEW
EDITION

English for Palestine

PUPIL'S BOOK **5B**

Authorship & Curriculum Supervisory Committee

Mr Ali Manassra (General Supervision)	Ministry of Education
Mr Othman Diab Amer (Coordinator)	Ministry of Education
Mrs Reem Ayoush	Ministry of Education
Dr Samir M Rammal	Birzeit University
Dr Hazem Y Najjar	Bethlehem University
Mr Hassan Karableyeh	Ministry of Education
Ms Rula Naji Khalil	Ministry of Education
Ms Basima Adel Al-Arooqi	Ministry of Education
Ms Ruqqayah Abdul-Rahman Abu Al-Rub	Ministry of Education
Ms Lina Rasheed Bitar	Ministry of Education
Ms Samiya Qasim Khaleel Obeid	Ministry of Education

الملتقى التربوي
www.wepal.net

This page has been downloaded from www.englishforpalestine.com © Macmillan Publishers Limited 2012

Authorship Supervisory Committee (original edition)

Dr Hazem Y Najjar (Head)	Bethlehem University
Dr Salem Aweiss	Birzeit University
Dr Omar Abu Al-Hummos	Al-Quds University
Mr Othman Diab Amer (Rapporteur)	Ministry of Education

English Language Curriculum Team (original edition)

Dr Hazem Y Najjar	Bethlehem University
Dr Salem Aweiss	Birzeit University
Dr Omar Abu Al-Hummos	Al-Quds University
Dr Odeh J Odeh	Al-Najah University
Dr Samir M Rammal	Hebron University
Dr Nazmi Al-Masri	Gaza Islamic University
Ms l'tidal Abu Hamdiyah	Ministry of Education
Ms Majedah Dajani	Ministry of Education
Mr Imad Jabir	Hebron University
Mr Suhail Murtaja	Ministry of Education
Mr Othman Diab Amer (Rapporteur)	Ministry of Education

Contents

Unit and contexts	Language	page
10 Ben and Amy's holiday <ul style="list-style-type: none"> – talking about holidays – talking about a wedding in Scotland 	<i>wedding, marry, look like, princess, also, about, hour, all, again, for, by, palace</i> Review: past simple, <i>aunt, travel, car, mum, dad, family, grandfather, grandmother, mountains, beach</i>	4
11 The wolf's shoes <ul style="list-style-type: none"> – enjoying a story with a moral – talking about events in the past 	<i>wolf, hear, road, hide, both, look for, with, laugh, end, greedy, nothing, angry</i> Past simple (negative, interrogative forms) Review: <i>of, story, left, more, clever, goat, farmer, buy, behind, yesterday</i>	12
12 Omar and Rania's visit to Qalqilya <ul style="list-style-type: none"> – identifying specific items – identifying what you can do in Qalqilya 	<i>any, then, some, us, last, those, out, them, move, fruit, vegetable, plant</i> Past simple (regular and irregular) Review: zoo and animals, <i>river</i>	20
13 Ben's blog <ul style="list-style-type: none"> – introducing features of a blog – talking about an accident in the past 	<i>tell, blog, him, break, hospital, busy, nice, moon, mirror, too, place, after</i> Past simple (regular and irregular) Review: <i>football, school, doctor, internet, know</i>	28
14 REVISION <i>The princess and the three friends</i> <ul style="list-style-type: none"> – enjoying a story 	Revision of the language in Units 10–13	36
15 The 'Best of Palestine' tour <ul style="list-style-type: none"> – talking about an itinerary for a tour of Palestine – identifying different activities in places in Palestine 	<i>next, tour, arrive, meet, travel, ruin, before, float, leave, near, tomorrow, our</i> <i>be + going to</i> future plans Review: <i>walk, start, finish, old buildings, visit, markets, Gaza, Hebron, Bethlehem, Nablus, Ramallah</i>	40
16 Can I use it? <ul style="list-style-type: none"> – identifying items which help us – asking permission to borrow items 	<i>laptop, screen, turn on, use, click, choose, borrow, press, button, try, remote control, mobile phone</i> Modal <i>can</i> for permission Review: <i>games, computer, telephone, TV</i>	48
17 What will happen? <ul style="list-style-type: none"> – talking about possible events in the future – predicting the future 	<i>robots, rescue, future, everyone, spacesuit, planet, spaceship, scientist, science lab, outer space, grow</i> Future simple, <i>will/won't</i> Review: <i>not well, travel, screen, computer</i>	56
18 REVISION <i>A rescue</i> <ul style="list-style-type: none"> – enjoying a story 	Revision of the language in Units 15–17	64
My dictionary		68

This page has been downloaded from www.englishforpalestine.com © Macmillan Publishers Limited 2012

Where did the family go in the summer holiday? They went to Scotland
 What did the family do in the summer holidays? They went to a wedding
 What did Ben do? he went in a boat, took lots of photos
 What did Amy do? She read a story

1 Listen and repeat. 🎧 1

زفاف	يتزوج	يشبه	اميرة	ايضا	عن
wedding	marry	look like	princess	also	about
hour	all	again	for	by	palace
ساعة	جميع	مرة اخرى	ل	ب	قصر

2 Listen and answer the questions. 🎧 2

1 Rania: Oh, Amy your aunt was very beautiful! And I like your yellow dress. *nice*

Amy: Thanks Rania. My aunt Sarah looked like a princess!

Amy went to her aunt's wedding in the summer. She wore a yellow dress. Her aunt wore a long, white dress. She got married.

2 Omar: You don't look very well in this photo, Ben. The boat is going fast. *slow*

Ben: It was a race. My uncle came first! Look, this is Scotland! It has lots of mountains. *جبال*

Ben also went to the wedding. Ben had an exciting time on holiday. Ben went in his uncle's boat. He took lots of photos of mountains.

3 Ben mum: Oh look, there's grandma! Her dress was beautiful. *nice*

Ben dad: And here is all the family in Scotland. I liked going for lots of walks. I don't want to drive six hours again!

The family went to Scotland for the wedding. They went by car. It took six hours.

4 Rania: What a beautiful princess! What's the story about Amy?

Amy: It's about a princess who doesn't feel well. And she gets ... oh no, I don't want to tell you, we can read the story this evening.

Amy showed Rania her storybook. Its name was 'The Princess and the Three Friends'. The princess lived in a palace.


3 Listen and say. 🎧

4 Listen and answer the questions. 🎧 3

Everyday English

Oh no!
 Oh look, there's ... !

- Who looked like a princess? *Amy's Aunt Sarah*
- How many hours was the family in the car? *six*
- What photos did Ben take? *mountains*
- Amy read a story. What was the story about? *princess*

1 Listen and circle the words you hear. Then match them with the pictures. 

1 ^a about

2 ^d again

3 ^c all

4 ^b also



5 ^f wedding

6 ^g by

7 ^h for

8 ^e hour




9 ^k palace

10 ^l princess

11 ⁱ marry

12 ^j look like



2 Listen and repeat the passage on page 4. 

3 Work in groups of four or five. Read the passage on page 4 aloud.

4 Read and circle the correct words.

- 1 The story is again / **about** a princess
- 2 The princess lives in a **palace** / house.
- 3 Please do that **again** / all.
- 4 Let's **all** / we go for a swim.
- 5 I want you to do that all / **also**.
- 6 He can't walk. He **looks like** / looks an old man.

1 Listen. Stand up or sit down. 3

2 Read. Then tick ✓ the correct sentences.

- 1 The wedding was in England.
- 2 Amy wore a yellow dress.
- 3 Ben liked going in the boat.
- 4 Ben took lots of photos.
- 5 The family went by boat.
- 6 Amy read the book with Rania.

3 Read and complete the sentences.

- 1 Ben's aunt got married.
- 2 Amy also went to the wedding.
- 3 Amy's story is about a princess.
- 4 The family went to Scotland by car.
- 5 It took six hours to get to Scotland.
- 6 Ben went for a boat ride.

4 Read page 4 and write answers to the questions.

- Where was the wedding? in Scotland
- How long did it take to get to Scotland? about 6 hours
- Where does a princess live? in a palace
- Who went to the wedding? all the family
- What was Amy's book about? a princess who doesn't feel well The Princess and the Three Friends
- What photos did Ben take? mountains

1 Read and complete the sentences.

about again all also by for

- 1 I saw a film about Palestine.
- 2 all my friends came to my party.
- 3 I went to Jericho by bus.
- 4 I liked the film. I want to go and see it again.
- 5 My friend also came to see the film.
- 6 Let's go for a swim!

2 Work in pairs. Read the sentences in activity 1 aloud.

3 Read and circle the correct words.

Grammar
Past Simple

- 1 The wedding **was** / were in Scotland.
- 2 Ben's aunt **get** / **got** married.
- 3 Amy **wore** / wear a yellow dress.
- 4 Her aunt **look** / **looked** like a princess.
- 5 Ben **take** / **took** lots of photos of mountains.
- 6 Ben **go** / **went** in his uncle's boat.

4 Read aloud.

Look at page 4.

All the family went to Scotland.

The family went by car.

They were in the car for six hours.

They went to Scotland for a wedding.

Ben's aunt got married in the summer.

Ben's dad did not want to drive for six hours again.

الملتقى التربوي
www.wepal.net

. <https://www.wepal.net>

www.wepal.net | RESOURCE #109725 | TRACK ea9595f7fa5432ca

الملتقى التربوي

1 Complete the sentences with correct words.

Yesterday ... look at page 4. What did they do?

- 1 Amy's aunt got (get) married last summer.
- 2 Her aunt looked (look) like a princess.
- 3 Ben took (take) lots of photos.
- 4 Ben went (go) in his uncle's boat.

2 Think and complete the sentences with the correct words.

What did you do yesterday?

yesterday



past

now



present

future

- 1 I listened (listen) to music.
- 2 I looked (look) at the internet.
- 3 I jumped (do) my homework.
- 4 I slept (sleep) early.

3 Think and match the sentences with the picture.



- 1 He brushed his teeth. **b**
- 2 He is brushing his teeth. **a**



a _____

b _____

4 Think and complete the sentences with the correct words.

What did you do yesterday?

- 1 I cleaned (clean) my room.

What are you doing now?

- I am cleaning (clean) my room.

What did he/she do yesterday?

- 2 He/She answered (answer) questions.

What is he/she doing now?

- He/She is answering (answer) questions.

1 Listen and answer the questions. 5

- 1 Who's talking? Ben and Omar's parents
- 2 How many photos did Ben take? Which ones? Four
- 3 Ben got a fish. How heavy was it? About 5 kilos
- 4 How long did the fish take to cook? About 2 hours
- 5 Who ate the fish? All of the family
- 6 Who went for a bike ride? Amy and her mum

2 Read. Then listen and circle the correct words. 6



1 I read a nice story **about** / again a princess.



2 This is a photo of **all** / about my class.



3 I took this photo at my aunt's **wedding** / marry.



4 The princess lived in a house / **palace**.



5 I slept **for** / of two hours.



6 That film was good! I want to see it **about** / again.

3 Listen and repeat. 7



TONGUE TWISTERS

Ahmad also acted again and again.
Princess Pam played in the palace.
We watched William's wedding.

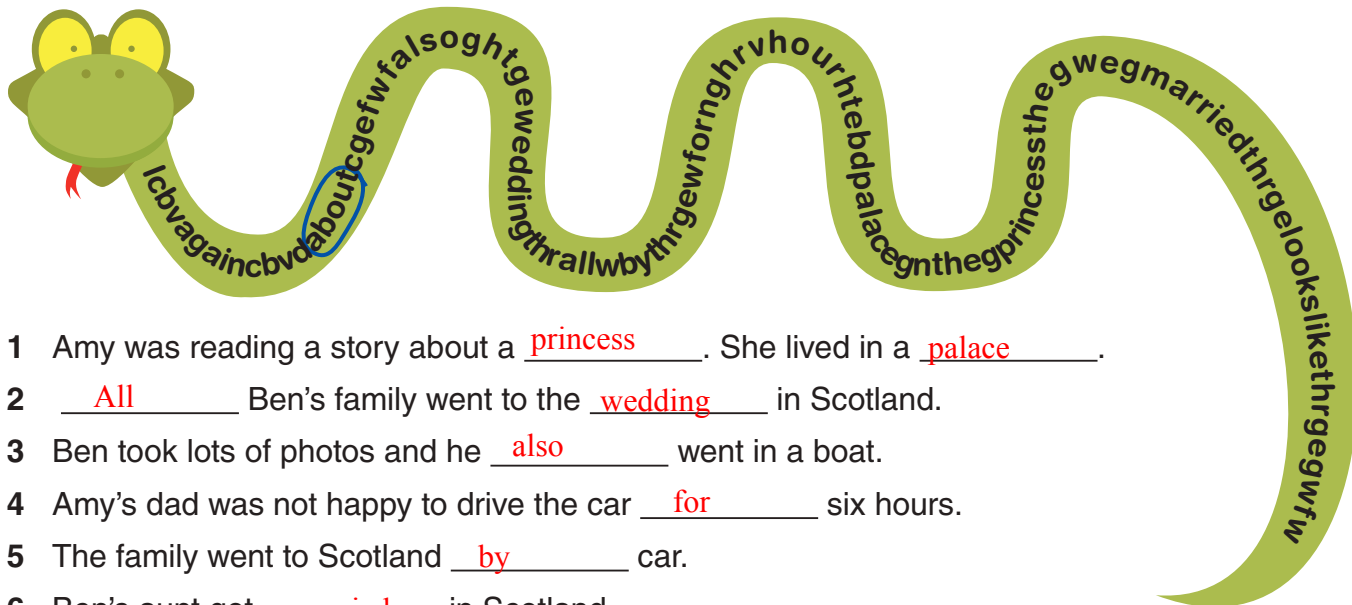


4 Work in pairs. Ask and answer questions.

What did Ben do in the summer holiday?

Where's Amy?

1 Find words in the word snake. Then complete the sentences.



- 1 Amy was reading a story about a princess. She lived in a palace.
- 2 All Ben's family went to the wedding in Scotland.
- 3 Ben took lots of photos and he also went in a boat.
- 4 Amy's dad was not happy to drive the car for six hours.
- 5 The family went to Scotland by car.
- 6 Ben's aunt got married in Scotland.

2 Think and complete the table.

yesterday	now
played	is playing
watched	is watching
painted	is painting
went	is going
wore	is wearing
got	is getting
wrote	is writing

3 Write correct sentences.

Remember to read or listen to a question carefully and answer it using the same tense. Don't forget to write a capital letter at the beginning of a sentence!

What did they do yesterday?



- 1 watched TV. amy Amy watched TV.
- 2 omar sports. played Omar played sports.
- 3 a picture. ben painted Ben painted a picture.
- 4 wore rania a pink T-shirt. Rania wore a pink T-shirt.

4 Think and write sentences about your pictures and photos of Palestine.

5 Write the words. Practise your handwriting.

about again all also wedding by
for hour palace princess marry look like

1 Read and complete the sentences. Check your spelling.



A princess lives in a palace.



I watched a film about animals. I want to see it again.



Ben went to a wedding in the summer holiday. all his family went.



Amy's aunt got married. She looked like a princess.



Amy rode her bike for three hours.



You can go by bus. It takes an hour.

2 Work in groups of three or four. Make postcards of your people, places and things.



1 Listen and repeat.  8

Where was the farmer going? (home)
 Why was the wolf clever? (he had an idea to get the goat)
 Why did the wolf get the goat? (the farmer was greedy)

ذئب	يسمع	طريق	يختبئ	كلاهما	يبحث	مع
wolf	hear	road	hide	both	look for	with
	laugh	end	greedy	nothing	angry	
	يضحك	نهاية	طماع	لا شيء	غاضب	

2 Listen and answer the questions.  9



Once upon a time, a farmer bought a big goat at the market. The farmer and the goat walked home. A wolf heard the goat. The clever wolf wanted the goat.



The wolf put his left shoe on the road. He hid behind a tree. The farmer saw the shoe. He wanted two shoes. The wolf took his left shoe. The wolf was faster than the farmer.



Now the wolf put his right shoe on the road. He hid. The farmer saw the shoe.



The farmer put the right shoe next to his goat. He went to look for the left shoe.



The wolf laughed. He took his right shoe and he took the goat. In the end the greedy farmer got nothing! The farmer was very angry.

3 Listen and say.  10

- 1 Where was the wolf? behind a tree/hiding
- 2 What did the wolf want? the goat
- 3 What did the wolf put on the road first? his left shoe
- 4 What did the farmer do? nothing
- 5. What did the wolf put on the road second? his right shoe
- 6. What did the farmer do? he went to find the left shoe
- 7 What did the wolf do? he took the goat

4

الملتقى التربوي
www.wepal.net

1

Listen and circle the words you hear. Then match them with the pictures. 

^b
1 road

^d
2 hide

^a
3 nothing

^c
4 angry



^f
5 both

^c
6 greedy

^h
7 with

^g
8 end



^l
9 wolf

ⁱ
10 laugh

^k
11 hear

^j
12 look for



2

Listen and repeat the passage on page 12. 

3

Work in groups of four or five. Read the passage on page 12 aloud.

4

Read and circle the correct words.

- 1 The farmer hid / saw the shoe.
- 2 The wolf was clever. He put the left shoe on the road / tree.
- 3 The farmer looked for / looks like the left shoe.
- 4 The farmer wanted one / both shoes.
- 5 The farmer got nothing / two shoes.
- 6 The wolf laughed / spoke at the farmer.

1 Listen. Clap or stamp.

2 Read. Then tick ✓ the correct sentences.

- 1 The wolf was clever.
- 2 The farmer was clever.
- 3 The farmer wore the two shoes.
- 4 The wolf wore the two shoes.
- 5 The farmer took the goat.
- 6 The wolf took the goat.

3 Read and complete the sentences.

- 1 The wolf put a shoe on the road.
- 2 The wolf hid behind a tree.
- 3 The farmer wanted both shoes.
- 4 The farmer looked for the shoe.
- 5 The farmer was very angry.
- 6 He got nothing!


4 Read page 12 and write answers to the questions.

- 1 Where did the wolf put the shoes? on the road
- 2 Where did the wolf hide? Why? behind a tree/he didn't want the farmer to see him
- 3 What did the farmer want? Why? both shoes/he was greedy, he wanted something for nothing
- 4 Did the wolf laugh at the farmer? Why? yes/the farmer was greedy and thought he could get shoes
- 5 How did the farmer feel? Why? angry/he got nothing

1 Read and complete the sentences.

heard looked for laughed both

1 The wolf heard the goat.



2 The farmer looked for the shoe.



3 The wolf laughed at the farmer.



4 The farmer wanted both shoes.



2 Work in pairs. Read the sentences in activity 1 aloud.

3 Read and circle the correct words.

- 1 The wolf spoke / heard the farmer.
- 2 The farmer was angry / happy he lost the goat.
- 3 The farmer was nice / greedy.
- 4 In the start / end the farmer got nothing.

4 Read aloud.

Look at page 12.

a Yesterday I bought a goat. I walked home.

b I saw a left shoe on the road. I didn't take it.

c Then I saw a right shoe. I wanted both shoes. I went back to look for the left shoe.

d In the end, I got nothing. There were no shoes and there was no goat.

1 Think and complete the sentences.

Yesterday ... What did they do?

- 1 Ben did nothing.
- 2 Amy watched TV and laughed.
- 3 Omar needed both his shoes.
- 4 Rania played hide and find.

2 Think and circle the correct words.

- 1 The wolf was / were clever.
- 2 The farmer was / were greedy.
- 3 Both shoes was / were on the road.

3 Think and complete the sentences.

What did the wolf do yesterday?



- 1 He went (go) to the market.



- 2 He saw (see) the goat.



- 3 He hid (hide) behind a tree.



- 4 He took (take) the goat.

4 Think and complete the sentences.



yesterday

now

past

present

future

- 1 What did you do yesterday? What are you doing now?
a I read (read) a book. b I reading (read) a book.
- 2 What is he/she doing now?
a He/She listened (listen) to the music. b He/She is listening (listen) to the music.
c He/She wrote (write) her homework. d He/She is writing (write) her homework.

1 Listen and answer the questions. 12

- 1 Who was talking? *Omar, Ben, Omar's mum*
- 2 Why was Omar angry? *he couldn't find his football shoes*
- 3 What did Omar's mum say? *that he's messy and is always throwing his boots*
- 4 Where did Ben find one boot? *under Omar's bed*
- 5 Who took the boots to football? *Ben's dad*
- 6 Where did Omar find his second boot? *in his cupboard*

2 Read. Then listen and circle the correct words. 13

1 One / **Both of** Amy's dancing shoes were behind the bin.



2 Ben's bike was on the **road** / river.



3 There was **nothing** / lots of things in Rania's schoolbag.



4 Amy played **hide** / see and find.



5 Amy was **happy** / **angry** that she didn't find her dancing shoes.

6 Omar **talked** / **laughed**. He found both his boots.



7 Ben didn't feel well. He ate all the chocolate. He was **greedy** / **clever**.



3 Listen and repeat. 14

Round and round the garden
Raced the greedy goat
First, second, third, fourth, fifth. Got you!

4 Work in pairs. Ask and answer questions.

He lost his football boots

What did Omar do?

Where's Ben?

at Omar's house

He found the first boot

How did Ben help?

Why was Omar angry?

He couldn't find his boots.

He found the second boot
in the cupboard.

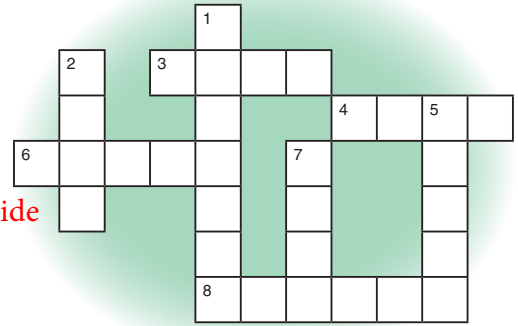
Why did Omar laugh?

What did Omar's mum do?

1 Read the clues and complete the crossword.

Down ↓

- 1 You look and you cannot see things. There is ... there. **nothing**
- 2 You use your ears to do this. **hear**
- 5 You are not happy when you feel like this. **angry**
- 7 When you don't want a friend to find you, you do this. **hide**



Across →

- 3 A word which means 'two'. **both**
- 4 You drive a car on this. **road**
- 6 You are happy when you do this. **laugh**
- 8 When you eat lots of chocolate, you are .. **greedy**

2 Think and write words. Then make a crossword.

3 Put the pictures in the correct order. Then write complete sentences.

Remember, use a CAPITAL letter at the start of a sentence. Use a full stop at the end of a sentence.



- 1 The farmer bought a goat.
- 2 The wolf hid.
- 3 the farmer saw a left shoe.
- 4 The farmer saw a right shoe.
- 5 the farmer tied the goat to the tree.
- 6 The wolf took the goat

4 Think and write sentences about your pictures of Palestine.

5 Write the words. Practise your handwriting.

road hide nothing both greedy end wolf
with laugh hear look for angry

1 Read and complete the sentences. Check your spelling.



1 She was very greedy, she ate all the biscuits!



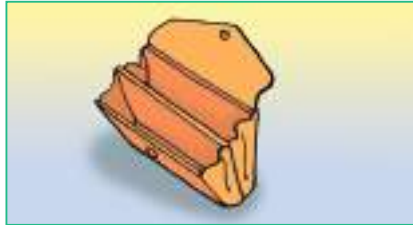
2 This was the end of the race. He finished first!



3 The car was on the road.



4 Rania played hide and find.



5 There were no dinars. There was nothing!



6 Sorry Mum, I didn't hear you. Please say that again.



7 She was very angry. She lost her bag.



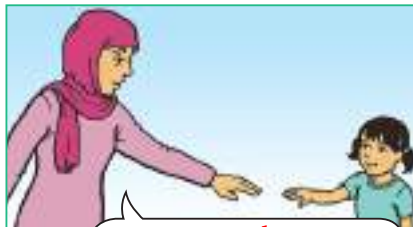
8 I liked the TV programme. I laughed a lot.



9 Both of you, come here!



10 She looked for her book.



11 Come with me.




12 He was a very clever wolf.

2 Work in pairs. Make a story book.



Where did the family go at the weekend? (Qalqilya)
 What did they do there?
 Why did dad get angry?
 What did mum do? she sang

1 Listen and repeat.  15

اي	بعد ذلك	بعض	us	تلك	السابق/الماضي	خارج	
any	then	some	us	last	those	out	them
		move	fruit	vegetable	plant		
		يتحرك	فواكه	خضروات	نبات		

2 Listen and answer the questions.  16

1 Dad: Look at the cars behind us!



Mum: Don't be angry. Keep calm! We're going to have an exciting day at the zoo. Let's sing!

Omar's family drove to Qalqilya last weekend. There were lots of cars on the road. Their car couldn't move. Mum, Omar and Rania sang.


2 Rania: These rabbits are more beautiful than the giraffe.



Omar: Those rabbits aren't more beautiful, Rania! Look at this clever giraffe. It can put its head up high and down to my hand.

The family visited the zoo. It was very beautiful. It had lots of animals. Omar's favourite animal was the giraffe. It could eat fruit from your hand. Rania liked the rabbits.

3 Omar: Brrrr, I'm getting cold. Do we have any sweaters?



Mum: Oh, look at the children, they are blue with cold. Get out of the water, children! Please give them their sweaters.

Then the family visited Wadi al Badan. There were lots of small pools. Omar and Rania liked to play in the water. The water was very cold.

4 Omar: There were lots of plants on the farm. Did you see them?



Rania: Olives are fruit!

Omar: Of course! Look at these olives, are they fruit or vegetables?

The family went to a restaurant for dinner. Rania and Omar liked the fruit and vegetables. The parents sat in the restaurant.


3 Listen and say. 

1. Who didn't like lots of cars? dad
2. What was Omar's favourite animal? Why? giraffe
3. Why did Omar get out of the pool? he was cold

4 Listen and answer the questions.  17

4. What's an olive: a fruit or a vegetable? fruit

Everyday English Keep calm!
Of course!

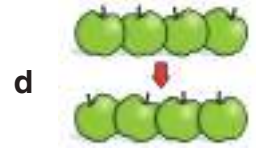
1 Listen and circle the words you hear. Then match them with the pictures. 

^d
1 those

^c
2 any

^a
3 move

^b
4 then



^g
5 fruit

^e
6 us

^h
7 vegetables

^f
8 plant




^j
9 them

ⁱ
10 last

^l
11 some

^k
12 out



2 Listen and repeat the passage on page 20. 

3 Work in groups of four or five. Read the passage on page 20 aloud.

4 Read and circle the correct words.

- 1 The family visit / visited the zoo last weekend.
- 2 The family went / go to Qalqilya.
- 3 Omar wanted to see / saw the giraffe.
- 4 Mum said 'Let's sing / song!'
- 5 Olives are fruit / vegetables.
- 6 The family went to the zoo and last / then to the valley.

1 Listen. Clap or stamp. 18

Answers: clap 2, 4, 6; stamp 1, 3, 5

2 Read. Then tick ✓ the correct sentences.

- 1 The family visited Qalqilya.
- 2 There were no cars on the road.
- 3 Omar liked the giraffe. It was clever.
- 4 Rania liked the cold water.
- 5 The parents looked at the fruit and vegetables with Omar and Rania.
- 6 Potatoes, onions and carrots are fruits.

3 Read and complete the sentences.

- 1 The family visited Qalqilya zoo last weekend.
- 2 On the road the car did not move.
- 3 Mum, Rania and Omar sang some songs.
- 4 The water was cold. Mum said 'Get out of the water!'
- 5 The children felt cold. Dad gave them their sweaters.
- 6 The family went to the zoo and then to Wadi al Badan.

4 Read page 20 and write answers to the questions.

- 1 Why did dad get angry? there were lots of cars
- 2 When did the family visit Qalqilya? last weekend
- 3 What did the parents do at the zoo? have a coffee
- 4 What do you think giraffes eat? fruit and vegetables/plants
- 5 What did Rania wear after she played in the water? sweater
- 6 Olives are fruit. Can you name some other fruit? bananas, grapes, oranges, tomatoes

1 Read and complete the sentences.

us any some those then move

- 1 Come with us !
- 2 Can I have some grapes please?
- 3 I don't want any of these books.
- 4 I don't like these apples, I want those .
- 5 There are lots of cars. When can we move ?
- 6 We went to the cinema and then to a restaurant to eat.

2 Work in pairs. Read the sentences in activity 1 aloud.

3 Read and circle the correct words.

- 1 The family go / **went** to Qalqilya and then to Wadi al Badan.
- 2 The family **saw** / see lots of cars on the road.
- 3 Rania **thought** / think the rabbit was more beautiful than the giraffe.
- 4 Omar **got** / get out of the cold water.
- 5 Rania play / **played** in the water.
- 6 The children **were** / was cold and wore sweaters.

4 Read aloud.

Look at page 20.

Omar and Rania's family went to visit Qalqilya last weekend.

On the road the car did not move.

Omar and Rania sang some songs.

The family went to the zoo and then to Wadi al Badan.

Omar's mum told the children to get out of the cold water.

Dad gave the children their sweaters.

الملتقى التربوي
www.wepal.net

23

الملتقى التربوي

1 Complete the sentences with the correct words.




Last holiday ... look at page 20. What **did** they do?

- The family went (go) by car to Qalqilya.
- Omar and Rania wanted (want) the car to move.
- Mum sang (sing) a song.
- Rania liked (like) the rabbits. They were more beautiful than the giraffes.
- Omar touched (touch) a giraffe.

2 Think and write sentences.

Did you _____ yesterday?

Yes, I did. / No, I didn't.

I 	He 	She 
sleep ✓	swim ✗	have a shower ✓
eat cheese ✗	jump on the bed ✓	read the newspaper ✗
play ✗	do homework ✓	write an email ✓

3 Think and match. Then write complete sentences.

I don't want these _____, I want those _____.

✗ **these** → ✓ **those**

اسم اشارة للقريب بمعنى هذه اسم اشارة للبعيد بمعنى تلك

1 I don't want these apples, I want those apples.



2 I don't want these t-shirts, I want those trousers.



3 I don't want these flowers, I want those plants.



1 Listen and answer the questions. 19

Answers: 1 Rania, Omar, mum and dad 2 the car was moving
3 it's fun to sing 4 some fruit 5 Didn't know/visit farms/visit
vegetable and fruit farms 6 Agreed/great idea

2 Read. Then listen and circle the correct words. 20

1 I can see **some** / a vegetables.



4 Get **out** / in of the water now please!



2 The cars can't **move** / run.



5 I'd like **these** / those books please.



3 There aren't **any** / some grapes.



6 Which **plants** / apples are those?



3 Listen and repeat. 21


JOKES



What's black and white and red all over?
Answer: A hot zebra.



Which month has 28 days?
Answer: All of them.



Take 3 apples from a box with 12 apples. How many apples would you have?
Answer: 3 (they are in your hand).

4 Work in pairs. Ask and answer questions.

- What can you see?
- What's Omar doing?
- What did Rania say?
- What did mum want?
- Why was mum happy?
- What did Omar want to do?

1 Read and write answers to the riddles.

1 I'm more than one. I can be two or more.



What am I?

some

2 I'm not in anything.



Where am I?

out

3 I taste like sugar. I'm a plant.



What am I?

fruit

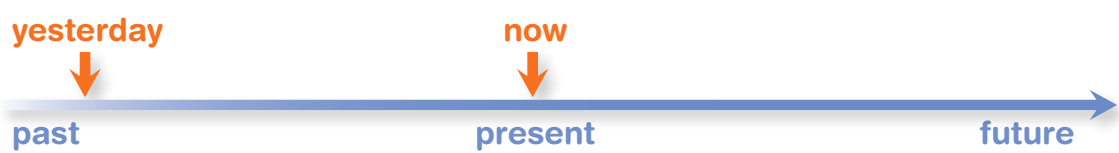
4 It's not these balls. It's _____ balls .



Which balls am I?

those

2 Think and write sentences.



3 Write correct sentences. Use the past tense.



Remember, to check the ending of the past tense and use a CAPITAL letter at the start of a sentence. Use a full stop at the end of a sentence.

- 1 dad is very angry Dad was very angry.
- 2 rania touch the rabbit at the zoo Rania touched the rabbit at the zoo.
- 3 mum say that olives is fruit Mum said that olives are fruit.
- 4 omar get out of the cold river Omar got out of the cold river.
- 5 the family cannot move in the car The family could not move in the car.

4 Think and write sentences about your photos and pictures of Palestine.

5 Write the words. Practise your handwriting.

any out fruit vegetable plant then
move some us last those them

1 Read and complete the sentences. Check your spelling.



Here are some red apples.
I don't have any green apples.



Come and play with us.
Let's go out to play.



I like them! Can I take
those grapes please?



These are small plants.
Those are big.



Eat your meat and
some vegetables.



I can't run fast.
I'm last in the race.

2 Work in groups of four. Make a brochure about interesting people and places in Palestine.




What are Ben and Omar doing? (looking at Ben's blog)
 Where can you see a blog? (on a computer/the internet)
 When did Ben break his leg? (last summer)
 Where did Ben and Omar's families eat? (in a restaurant)

1 Listen and repeat.  **22**


يخبر	مدونة	هه	يكسر	مستشفى	مشغول	جميل	قمر
tell	blog	him	break	hospital	busy	nice	moon
		مرآة	مِرْآة	مِكان	مِكان	بِعد	
			مِرْآة	مِكان	بِعد		

2 Listen and answer the questions.  **23**

Omar How's your leg?



Ben Better, thanks.




1  **Ben** This is me at the Manchester United football game last summer. It was a very exciting game. Manchester United won.

2  I broke my leg at the football game. I couldn't move. My dad took me to the hospital. It was very busy.

Ben tells Omar about his blog. The blog is on the internet. Ben writes his ideas every day and he puts photos in the blog. Omar reads about Ben in his blog. Last summer Ben broke his leg at the football game.

Ben Look at the moon on the water. The sea looked like a mirror that day!



Omar Wow! It's beautiful!

4  **Amy** Look at this photo. Our families were in a restaurant. It was a nice place. We ate rice and chicken. We went to the park after the restaurant. We had a great time.

Ben told Omar about his hobby. He enjoys taking photos. He took this photo of the sea and the moon.

Amy and Rania looked at the blog, too.

3 Listen and say. 


1. When did Ben break his leg? last summer
2. What's Ben's hobby? taking photos

4 Listen and answer the questions.  **24**

Everyday English

Better, thanks.
It's beautiful.
Wow!

3. What did Ben and Omar's families do after they ate at the restaurant? They went to the park

1 Listen and circle the words you hear. Then match them with the pictures.  22

b
1 after



a
2 busy



d
3 blog




c
4 him



h
5 hospital



e
6 break



f
7 tell



g
8 moon



k
9 nice



i
10 place



l
11 mirror



j
12 too



2 Listen and repeat the passage on page 28.  23

3 Work in groups of four or five. Read the passage on page 28 aloud.

4 Read and circle the correct words.

- 1 Ben **break** / **broke** his leg last summer.
- 2 Ben writes a **blog** / **email**.
- 3 The sea looked like a **mirror** / **moon**.
- 4 The **restaurant** / **hospital** was a nice place.
- 5 The family went to the park **after** / **about** the restaurant.
- 6 Omar's family **didn't like** / **liked** rice and chicken.

1 Listen. Thumb up or thumb down. 25

Answers: thumbs up: 1, 4; thumbs down: 2, 3, 5, 6

2 Read. Then tick ✓ the correct sentences.

- 1 Ben broke his arm.
- 2 Ben visited England last summer.
- 3 Omar read Ben's blog.
- 4 Ben's hobby is drawing pictures.
- 5 Omar's family did not see Ben's family at the restaurant.
- 6 Omar and Ben played in the park after dinner.

3 Read and complete the sentences.

- 1 Ben showed Omar his blog.
- 2 Both Ben and Omar were busy. They looked at the photos and laughed.
- 3 Amy and Rania looked at the photos after Ben and Omar.
- 4 Omar's family went to the restaurant too.
- 5 Ben broke his leg. His dad helped him.
- 6 Amy liked the restaurant. It was nice.

4 Read page 28 and write answers to the questions.

- 1 What are the children doing? They are looking at Ben's blog.
- 2 Who can see the blog? Ben's friends
- 3 What can you do in a blog? You write, put photos, music and pictures link to websites you
- 4 What does the sea look like in the photo? mirror
- 5 What place did the families visit? a restaurant/park
- 6 When did the families go to the park? after eating/the restaurant

1 Read and complete the sentences.

him nice after too place busy

- 1 The hospital was very busy.
- 2 Rania said 'Amy is a nice girl.'
- 3 Qalqilya is a beautiful place.
- 4 Omar and Ben went to swim. Amy wanted to go too.
- 5 Let's go and eat after we finish school.
- 6 Let's ask him to come too.

2 Work in pairs. Read the sentences in activity 1 aloud.

3 Read and circle the correct words.

- 1 Omar look / looked at the photos on Ben's blog.
- 2 Ben tell / told Omar about his leg.
- 3 Ben broke / break his leg last summer.
- 4 Ben take / took the photo of the sea. It looked like a mirror.
- 5 Amy liked / like the photo of the two families at iftar.
- 6 Ben's family go / went to the park too.

4 Read aloud.

Look at page 28.

Last summer Ben broke his leg at the football game.

Ben's dad took him to the hospital. The hospital was very busy.

Ben wrote about his leg on his blog. His friends in England read about his leg and saw the photos too.

Amy saw a photo of the two families at a restaurant. Amy liked it. It was a nice place.

1 Complete the sentences with the correct words.

More about the blog ... look at page 28. What did they do?

- 1 Ben told (tell) Omar about his blog.
- 2 Ben put (put) up photos and wrote (write) on his blog.
- 3 Omar asked (ask) about Ben's leg.
- 4 Manchester United won (win) the football game.

2 Look and complete the sentences.

them her him me

Listen to him.
That's a nice song.



Look at them.
They're happy.



Mum's cooking. Let's
help her.



This is me
when I was a baby.



3 Think and complete the sentences.

What do you think?

الملتقى التربوي
www.wepal.net

beautiful nice not busy busy

1 I think flower A is nice.



2 I think flower B is beautiful.

3 I think boy C is busy.



4 I think boy D is not busy.

1 Listen and answer the questions. 26



This is my blog. My name is Omar. I'm 11 years old. Rania is my twin sister. We live in Ramallah with our parents.

Last weekend we went to Qalqilya zoo. It's a nice place. We saw a beautiful giraffe at the zoo. I gave it an apple. After that we went to Wadi al Badan.

4 What photos did Omar put in his blog? giraffe.

5 Which photo did Omar like in Ben's blog? the photo of the moon and the sea

6 Why did Ben watch the moon all month? to get a good photo of the moon

2 Read. Then listen and circle the correct words. 27



1

1 The market was very **busy** / quiet.
There were many people and animals.



2

2 The girls played and the small boy wanted to play **too** / again.



3

3 The mother said, 'Let **him** / them play with you'.



4

4 The small girl **told** / tell her mother a nice story.



5

5 The park looked like a **nice** / clever place.


6

6 The small girl saw her new sister in **hospital** / home.



3 Listen and repeat. 28

We are all going to see the moon tomorrow
Moon tomorrow Moon tomorrow
We are all going to see the moon tomorrow
To see it all night long!



4 Work in pairs. Ask and answer questions.

What can you see?

What did Ben tell Omar?

What did Omar do on the blog?

What did Omar like?

What did they do in the restaurant?

What did they do after that?


1 Read the clues and complete the crossword.

Down ↓

- 1 It is a city. It is a park. It is a house. It is a school. What is it? **place**
- 2 You can see people and things in me. What am I? **mirror**
- 4 I like to move. I don't like to sit. What am I? **busy**

Across →

- 3 It is not very good, it is not very bad. What is it? **nice**
- 4 You write on it. You put photos on it. Your friends can see it. What is it? **blog**
- 5 I can be a boy, a father or a grandfather. Who am I? **him**



2 Think and write words. Then make a crossword.

3 Write correct sentences.

her went to the zoo.
She went to the zoo.



Remember, (a) to use the correct word; (b) to check the use a CAPITAL letter at the start of a sentence; and (c) to use a full stop at the end of a sentence.

- 1 **omar** made a blog and ben helped **her** **Omar made a blog and Ben helped her.**
- 2 **rania** is **him** sister **Rania is his sister**
- 3 **omar** wrote about a giraffe, he fed **he** **Omar wrote about a giraffe, he fed him.**
- 4 **dad** was angry, **him** didn't like busy roads **Dad was angry, he didn't like busy roads.**
- 5 **rania and amy** liked **they** families eating at the restaurant **Rania and Amy liked their families eating at the restaurant**
- 6 amy told **omar him** was a busy boy **Amy told Omar he was a busy boy.**

4 Think and write sentences about your pictures and photos of Palestine.

5 Write the words. Practise your handwriting.

after busy blog him hospital break tell
moon nice place mirror too

1 Read and complete the sentences. Check your spelling.



1 Come after / at 5 o'clock!



2 The girl is busy writing an email.



3 This is Omar's blog.



5 He was hurt. He went to hospital.



4 Give him an ice-cream please!



6 She broke the chair.



7 Omar, can you tell me the time please?

8 The moon is very big.



9 This restaurant is a very nice place.



10 The mirror is very small.



11 I have Amy's hand and I have Rania's hand too.



2 Work in groups of four. Make a blog about people and places.

The image shows a template for a blog with two columns of text and two images. The left image shows fans holding a 'MANCHESTER UNITED' banner. The right image shows a doctor examining a patient's leg in a hospital setting.

1 Listen and read.  30

Three friends liked a princess. They wanted to marry her. She asked them for a present.



Hassan found a mirror. He could see all things in it.



Basim found a rug. He could fly on it and see all things.



Murad found an apple. It helped people when they did not feel well.



They looked in the mirror and saw the princess. She was not well. They flew very fast to her palace on the rug.




Murad gave her the apple. She ate it. She got better. Who did the princess marry?



Murad gave me all he had. I am going to marry Murad.

2 Listen and answer the questions.  21

Answers: 1 three 2 the princess 3 a present 4 the princess was not very well 5 flew to the palace to help the princess 6 Murad. He gave her his apple and it was all he had.

3 Listen and say. 

Everyday English

She's lovely.
She's gorgeous.

4 Work in groups of four. Read the passage aloud.

1 Listen. Clap or stamp.

Answers: stamp 1, 2, 4, 5; clap 3, 6

2 Read and match.

- | | | |
|----------------------------------|----------------------------|--|
| 1 Three friends liked a princess | <input type="checkbox"/> 2 | a and saw that the princess. She was not well. |
| 2 They looked in the mirror | <input type="checkbox"/> 3 | b and flew to her palace. |
| 3 They jumped on the rug | <input type="checkbox"/> 6 | c but now you don't have the apple. |
| 4 Your mirror helped me | <input type="checkbox"/> 4 | d and you have your mirror. |
| 5 Your rug helped me | <input type="checkbox"/> 1 | e and wanted to marry her. |
| 6 Your apple helped me | <input type="checkbox"/> 5 | f and you have your rug. |

3 Look at the pictures on page 36 and write sentences to describe them. *Children can copy sentences from activity 2*

1 Three friends liked a princess and wanted to marry her.

2 _____

3 _____

4 _____

5 _____

4 Look and complete the sentences.



1 Three friends liked a princess. She asked for a present.



2 Hassan found a mirror.



3 Basim found a rug.



4 Murad found an apple.



5 The princess got better.



6 The princess married Murad.

1 Look at the pictures and complete the sentences.

by for all wedding about



1 All the family went to the wedding.



2 The family went to Scotland by car. Dad drove for six hours.



3 Mum told us a story about a princess and three friends.

2 Work in pairs. Read the sentences in activity 1 aloud.

3 Read and circle the correct words.

- All the family went / go to the wedding.
- They were not / was not in the car for eight hours.
- The dad wanted / didn't want to drive for six hours again.

4 Read aloud. Look at page 36.

There were three friends. They all wanted to marry a princess. The first friend was Hassan. He looked and found a mirror. The second friend was Basim. He looked and found a clever rug. The third friend was Murad. He looked and found an apple. It was the cleverest present.

One day they all looked in the mirror and they saw the princess was not feeling well. They jumped on the rug and flew to her palace.

Murad gave her his apple. She ate it. She got better. The princess married Murad.

5 Complete the sentences.

1 The friends looked in the mirror.



2 They jumped on the rug.



3 The princess ate the apple.



4 Murad and the princess got married.



1 Listen and answer the questions. 33

- 1 Who's talking?
- 2 When did the boys help to put in the fruit plants?
- 3 When can they pick the fruit?
- 4 What did the mothers drink?
- 5 How many hours did the family stay at the hospital?
- 6 Why was Rania angry with Omar?
- 7 How did Rania break her arm?

Answers: 1 Ben's dad/father, Ben, Omar, Rania and Amy's mum/
mother, Rania and Amy 2 last month 3 in about two years
4 lemonade 5 four hours 6 he laughed at her 7 she jumped on
her bed and broke her arm

2 Work in pairs. Ask and answer the questions.

What did Rania and her parents do last night?

Why did they do that?

How did Rania break her arm?

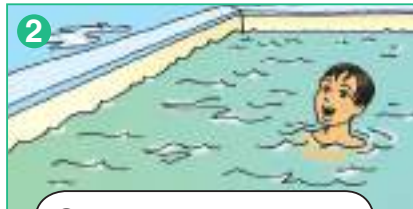
Why did she jump on her bed?

3 Read and complete the sentences.

out some those



These are the vegetables,
those are the fruit plants.



Omar, come out
of the pool now!



Would you like some
lemonade?

4 Work in pairs. Choose a unit task from Units 11-14. Then talk about it to another pair.

5 Sing or chant one of the songs in Unit 11 or 13.

الجولة السياحية الأفضل في فلسطين

1 Listen and repeat. 34

التالي next	جولة tour	يصل arrive	يقابل meet	يسافر travel	اثر ruin	قبل before
	float	leave	near	tomorrow	our	نا
	يطفو	يغادر	قرب	غدا		



2 Listen and answer the questions. 35

Ben's family are going to have a holiday. They are going on a tour of Palestine. They look at a map of Palestine.



Ben: When are we going to have a holiday?

Ben's dad:

We're going next October. The weather is cooler. I can't wait!



Oh wow, we're going to visit Ein Kenya. I'm going to tell Omar tomorrow. I'm so excited!

This is what we are going to do on holiday. We're going to visit Jerusalem before Ramallah.

The Best of Palestine 7-day tour

Tuesday		السوق القديم
	القديس	Arrive in Jerusalem. Omar to meet us for a tour. Visit the old market.
Wednesday	Morning: صباح	Afternoon: بعد الظهر
	رام الله	نزهة
	جبال	غداء
	travel to Ramallah. Drive in the mountains and valleys to Ein Kenya. عين قينيا	arrive at Ein Kenya. Eat a picnic lunch. Walk and see the animals and birds.
Thursday	Morning:	Afternoon:
	drive to Nablus. Visit the market. Go to Sabastiya to see the old ruins.	drive to Jenin. See the olive farms. Pick olives.
Friday	Morning: اريحا	Afternoon: البحر الميت
	travel to Jericho. Before lunch visit the old ruins and Hisham Palace. قصر هشام	go to the Dead Sea. Float in the water at the Dead Sea.
Saturday	Morning:	Afternoon: كنيسة المهد مشهور
	بيت لحم	visit Bethlehem. See the famous Church of the Nativity.
Sunday	Morning:	Afternoon:
	travel to Hebron. Meet the Smith family. Visit the Ibrahim mosque. الحرم الابراهيمي	travel to Gaza. Swim in the sea. Leave in the evening. مساء


3 Listen and say aloud. 33

4 Listen and answer the questions. 34

Answers: 1 October 2 see many places/cities, eat, swim, visit markets, see animals and birds, have a picnic 3 Omar 4 see ruins

Everyday English

I can't wait!
I'm so excited!

1 Listen and circle the words you hear. Then match them with the pictures.  34

b

1 tour

d

2 before

a

3 meet

c

4 near

a



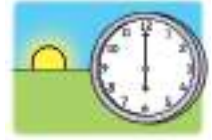
b



c



d



h

5 our

e

6 tomorrow

f

7 ruins

g

8 next

e



f



g



h



9 float

10 arrive

11 travel

12 leave

j

l

i

k

i



j



k



l



2 Listen and repeat the passage on page 40.  35

3 Work in groups of four or five. Read the passage on page 40 aloud.

4 Read and circle the correct words.

- 1 Ben's family are going to take a holiday next / near October.
- 2 Ben is going to tell Omar about his holiday tomorrow / today.
- 3 Ramallah is next / before Ein Kenya.
- 4 Amy likes to draw ruins / new buildings.
- 5 The family are going to travel / meet by car.
- 6 The family are going to leave / arrive at Gaza in the evening.

**1 Listen. Clap or stamp.**

Answers: clap: 2, 4, 5 stamp: 1, 3, 6

2 Read. Then tick ✓ the correct sentences.

- 1 Ben's family are going to take a holiday in Jordan.
- 2 Omar is going to take us on a tour in Jerusalem.
- 3 There are lots of things to do in Palestine.
- 4 Ein Kenya is near to Jericho.
- 5 There are ruins in Sabastiya.
- 6 They are going to Gaza in a bus.

3 Read and complete the sentences.

- 1 Ben is going to tell Omar about his holiday tomorrow.
- 2 Ben's family are going to tomorrow the Smith family in Hebron.
- 3 First the families are going to arrive in Jerusalem.
- 4 They are going to visit Jericho before Bethlehem.
- 5 They are going to take a holiday next October.

4 Read page 40 and write answers to the questions.

- 1 What are Ben's family doing? looking at a map
- 2 When are they going to take a holiday? next October
- 3 Where is Omar going to take the family on a tour? Jerusalem
- 4 Where can the family float in the water? The Dead Sea
- 5 Which city is near Ein Kenya: Ramallah or Nablus? Ramallah
- 6 What do you think Omar is going to show the family in Jerusalem? Dome of the Rock, shops ...

1 Read and complete the sentences.

near our next arrive leave before

- 1 Ben said, 'I'm going to tell Omar about our holiday.'
- 2 The next day is tomorrow.
- 3 It's cold in the evening. Let's leave before 6 o'clock.
- 4 Ramallah is near Jerusalem.
- 5 There are lots of cars on the road. We are going to arrive late.
- 6 They are going to visit Jerusalem before they go to Ramallah.

2 Work in pairs. Read the sentences in activity 1 aloud.

3 Read and circle the correct words.

- 1 Ben's family went / are going to take a holiday. *it's in the future, next October*
- 2 Omar is going to take / took them on a tour in Jerusalem.
- 3 The family are going to arrive / arrived in Jericho before the Dead Sea.
- 4 Ben told / is going to tell Omar about the visit to Ein Kenya tomorrow.
- 5 They are going to leave / left Gaza in the evening.

4 Read aloud.

Look at page 40.

Ben's family are going to take a holiday next October. They are going to drive around Palestine.

They are going to visit lots of cities. They are going to visit Sabastiya. It is near Nablus. It has lots of ruins.

They are also going to visit olive farms in Jenin. They are going to pick olives.

Before Hebron they are going to visit Bethlehem. The Church of the Nativity is there. After Hebron they are going to arrive in Gaza.

1 Complete the sentences with the correct words.

Tomorrow ... **What are they going to do?**

- 1 Ben and Amy are going to take (take) a holiday.
- 2 Ben's mother is going to buy (buy) lots of things in the market.
- 3 Ben's father is going to drive (drive) around Palestine.
- 4 They are going to meet (meet) the Smith family in Hebron.

2 Think and complete the sentences with the correct words.

What are you going to do tomorrow?

- 1 I am going to give (give) my friend a present.
- 2 I am going to work (work) hard.
- 3 I am going to play (play) basketball.
- 4 I am going to help (help) my father.

3 Think and complete the sentences.

play tennis swim play volleyball play with friends

Omar and Rania are going to take a holiday.



What is Omar going to do?

- 1 Omar is going to play volleyball.
- 2 He is going to swim.



What is Rania going to do?

- 3 Rania is going to play tennis.
- 4 She is going to play with friends.

4 Think and complete the sentences.



- 1 What are you doing **now?**
a I am reading (read) a newspaper.
- What are you going to do **tomorrow?**
a I am going to read (read) a story.

1 Listen and answer the questions. 38

Ben: Mum says you are going to show us Jerusalem, Omar.

Omar: Yes, I like Jerusalem. I'm going to take you to lots of nice places.

Rania: Are you going to visit Ein Kenya?

Amy: Yes, we're going to see the animals and birds and have a picnic!

Narrator: Listen and answer.

- 1 Who's talking?
- 2 Who's going to take Ben and his family for a tour?
- 3 Where are they going?
- 4 What are they going to do at Ein Kenya?

2 Read. Then listen and circle the correct words. 39

- 1 Rania is going to float / swim in the Dead Sea.
- 2 Rania and Omar are going to play a game before / after lunch.
- 3 Omar and Bilal are going to play football today / tomorrow.
- 4 Omar and his dad are going to hike up a mountain next / last month.

3 Listen and repeat. 40

I'm going to float on a boat before you.
I'm going to float on a boat next holiday.

There! By the ruins near the Dead Sea.

Yes the ruins!

Where?

By the ruins?

4 Work in pairs. Ask and answer questions.


What's Omar going to do?

What's Rania going to do?

When's Omar going to play football?

When's Rania going to get out of the sea?

1 Find words in the word snake. Then complete the sentences.



- 1 Omar is going to come on our tour.
- 2 Ramallah is near Ein Kenya.
- 3 You can float in the Dead Sea.
- 4 Let's meet at 5 o'clock.
- 5 Let's go before there are lots of cars on the road.
- 6 We're going to travel by car.
- 7 We're going to have lunch. We're going to arrive at the restaurant at 12 o'clock.
- 8 They're going to travel to Rafah. They're going to leave Gaza in the evening.
- 9 I'm going to give you a map tomorrow.

2 Complete and correct the sentences.

him her them

Remember, THINK about who the sentence is about! Use these words. Don't forget capital letters.



- 1 omar is going to help us. please give him the map
- 2 look at those birds. let's take a photo of them
- 3 amy's on the telephone. please talk to her

3 Think and write sentences about what you're going to do.

What are you going to see?

Where are you going?

What are you going to do?

Sunday morning
afternoon

Monday morning
afternoon

4 Write the words. Practise your handwriting.

tour before meet near our tomorrow
next ruins float travel arrive leave

1 Read and complete the sentences. Check your spelling.



1 We're going on a tour of Ramallah.



2 Let's go before 4 o'clock.



3 The shoes shop is near the clothes shop.



4 This is our friend.

calendar						
SUNDAY	MONDAY	TUESDAY	WEDNESDAY	THURSDAY	FRIDAY	SATURDAY
		1	2	3	4	5
6 Today	7 Birthday	8	9	10	11	12
13	14	15	16	17	18	19

5 Tomorrow is my birthday!



6 I'm next!



7 These ruins are very old.



8 My toy duck can float.



9 I'm going to travel by car.



10 Let's arrive at ten o'clock.



11 We're going to leave before the sun goes down.



12 Let's meet at the cinema.

2 Work in groups of four. Make a tour itinerary of places in Palestine to visit.


الملتقى التربوي
www.wepal.net

1 Listen and repeat.  41

لابتوب laptop	شاشة screen	يشغل turn on	يستخدم use	ينقر click	يختار choose	يستعير borrow
يضغط press	زر button	يجرب try	تحكم عن بعد remote control	جوال mobile phone		


2 Listen and answer the questions.  42

Screen – You can read blogs on it. When you turn it on, it looks like a TV.
يشبه




Keyboard – you use it to write.
يكتب

Laptop – It's easy to take this computer with you. It's very light.
سهل خفيف



Mouse – you choose things on the screen with it.
اشياء




That's a nice laptop. Can I use it?
Sure! Click on the mouse. Look at these games. You can choose a game and play it.
OK! Can I play this game?
Sure!

Ben and Omar are using the computer. Omar turns on the computer. He uses the mouse and clicks the picture on the screen.



Can I try your mobile phone please?
Sure! Here you are.

Amy borrows Rania's new mobile phone. Rania tells her, 'You press the blue button to turn on the mobile phone. Then you press the telephone numbers. Next you press the green button.'
ارقام



Omar, give me the remote control please. It's time for the news.
Dad, can we watch the cartoons?
OK, after the news programme.


Omar's family are in the living room. Omar has the remote control.
غرفة الجلوس

3 Listen and say. 

- 1 a keyboard
- 2 click the mouse
- 3 a laptop
- 4 turn it on and press the buttons with the numbers

Everyday English Sure! Can I try your mobile phone please?

4 Listen and answer the questions.  43

1 Listen and circle the words you hear. Then match them with the pictures. 

b
1 choose



c
2 use



a
3 try



d
4 borrow



f
5 press



g
6 turn on



h
7 laptop



e
8 mobile phone



i
9 button



l
10 remote control



j
11 screen



k
12 click



2 Listen and repeat the passage on page 48.  42

3 Work in groups of four or five. Read the passage on page 48 aloud.

4 Read and circle the correct words.

- 1 You look at the screen / remote control to see the pictures and writing.
- 2 To turn on the computer you press / borrow the button.
- 3 You use a remote control / mobile phone to speak to a friend.
- 4 You use / borrow a mouse to move around the screen.
- 5 A laptop / screen is a light computer.
- 6 You click on the mobile phone / mouse to choose a new game.

1 Listen. Turn around or head down. 44

Answers: stand up: 2, 4, 6 heads down: 1, 3, 5

2 Read. Then tick ✓ the correct sentences.

- 1 You use a keyboard to write on the computer.
- 2 A computer is lighter than a laptop.
- 3 You press the buttons on a remote control to choose a TV programme.
- 4 You borrow things from friends.
- 5 You need to press the button to turn on mobile phones, TVs and computers.
- 6 TVs, computers and laptops all have remote controls.

3 Read and complete the sentences.

computer remote control mobile phone borrow click turn on

- 1 Amy wants to borrow _____ Rania's mobile phone.
- 2 Omar plays a game on Ben's computer _____.
- 3 Rania has a mobile _____ phone _____.
- 4 Omar's dad wants to turn on _____ the TV.
- 5 Omar said, 'Can I play this game?' Ben said, 'Sure. click _____ here.'
- 6 You can use the remote _____ control _____ to turn on the TV.

4 Read page 48 and write answers to the questions.

- 1 What does Omar see the computer games on? screen _____
- 2 How does Omar move the pictures on the computer? click on a mouse _____
- 3 There are three computer games. Omar wants to play one. What does he need to do?
choose one _____
- 4 Amy needs to use the mobile phone. What does she need to do? press buttons _____
- 5 Which is heavier? A laptop or a computer? computer _____
- 6 Amy doesn't have a mobile phone. She needs to call her mum. What does she do?
borrow one _____

1 Read and complete the sentences.

screen remote control laptop button mobile phone try

- 1 Look at the screen to read the email.
- 2 Use my mobile phone to speak to you mother.
- 3 Press the button to choose the TV programme.
- 4 Please can I try it next?
- 5 Use the remote control to turn on the TV.
- 6 I want to buy a laptop, it's lighter than a computer.

2 Work in pairs. Read the sentences in activity 1 aloud.

3 Read and circle the correct words.

- 1 Omar ~~borrow~~ / **borrowed** Ben's computer.
- 2 Omar's dad ~~choose~~ / **chose** the TV programme.
- 3 Rania ~~help~~ / **helped** Amy use the mobile phone.
- 4 You **click** / ~~clicks~~ on the mouse.
- 5 You **press** / ~~pressed~~ the blue button to turn on the mobile phone.
- 6 You **turn** / ~~turns~~ on the computer with this button.

use of the past
use of -ed for regular verbs

4 Read aloud.

Look at page 48.

A computer is heavy. A laptop is light. Both have screens, keyboards and a mouse. You click on the mouse to choose programmes.

Ben and Omar are using the computer. Omar wants to choose a game. He needs to click on the mouse. They see the game on the screen.

Rania has a new mobile phone. Amy wants to borrow it. Amy can't use it. Rania helps her to find the blue button. 'Look Amy you need to turn on the mobile phone first and then you speak on it.'

You can use a remote control to choose programmes on the TV. You do not need to stand up when you have a remote control.

What does Amy want to do with Rania's mobile phone (borrow/use it)
How do you use the mobile phone press buttons/speak
How do you choose programmes or games on the computer click the mouse
What do you need to choose TV programmes remote

1 Complete the sentences with the correct words.

Today ... look at page 48. What are they **going to** do **in five minutes**?

- 1 Omar and Ben are going to play (play) a computer game.
- 2 Omar is going to watch (watch) the cartoons.
- 3 Amy is going to borrow (borrow) Rania's mobile phone.
- 4 Rania is going to help (help) Amy use the mobile phone.
- 5 Amy is going to press (press) the buttons on the mobile phone.

2 Think and complete the sentences with the correct words.

What are you **going to** do **this afternoon**?

- 1 I am going to walk (walk) home.
- 2 I am going to eat (eat) my lunch.
- 3 I am going to do (do) my homework.
- 4 I am going to listen (listen) to music.
- 5 I am going to use (use) the computer.

3 Think and complete the sentences.



- 1 (borrow your bike)
Can I borrow your bike, please?



- 2 (come in)
Can I come in, please ?



- 3 (use your mobile phone)
Can I use your mobile phone please ?



- 4 (borrow your book)
Can I borrow your book, please?

4 Think and complete the sentences.

games computer
work uses

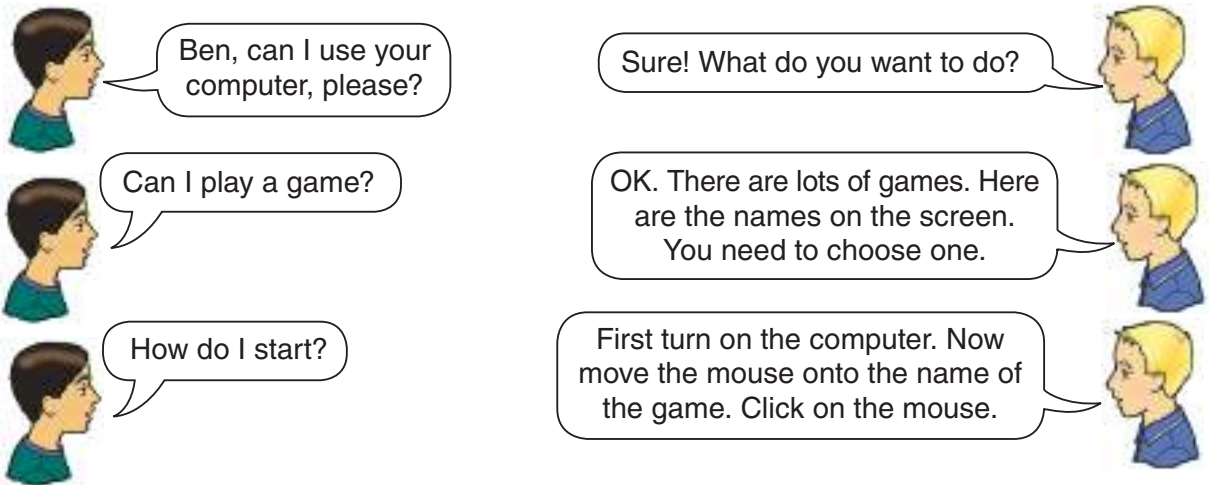


- 1 Do you have a computer, Amy?



- 2 We have a family computer. My father uses it for his work.
Ben and I use it to play games.

1 Listen and answer the questions.



Ben, can I use your computer, please?

Can I play a game?

How do I start?

Sure! What do you want to do?

OK. There are lots of games. Here are the names on the screen. You need to choose one.

First turn on the computer. Now move the mouse onto the name of the game. Click on the mouse.

- 1 Who's talking? Ben, Omar, Amy, Rania
- 2 What does Omar want to do? Play a computer game/ use/borrow the computer
- 3 What does Ben tell him? to choose a game
- 4 What does Omar need to do? turn on the computer, click the mouse
- 5 What does Amy want to do? borrow the mobile phone
- 6 What does Rania tell her? press the blue button then press the number buttons

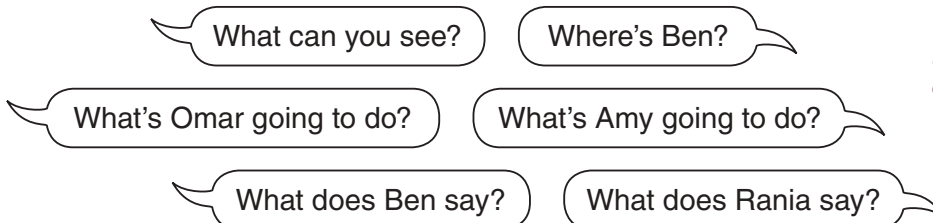
2 Read. Then listen and circle the correct words. 46

- 1 Omar is going to use / play a computer game.
- 2 Omar is reading the button / screen. He wants to find a game.
- 3 Omar needs to choose / press a game.
- 4 Ben tells Omar to turn on / press the computer.

3 Listen and repeat. 47

Everyone join in!
Click your fingers, like this, like that.
Press them together, show me how!
Can I click my fingers?
Of course you can, come on do it!
Like this and like that!

4 Work in pairs. Ask and answer questions.



What can you see? Where's Ben?

What's Omar going to do? What's Amy going to do?

What does Ben say? What does Rania say?

to look at the pictures in activity 1 and take it in turns to ask and answer questions using the question cues

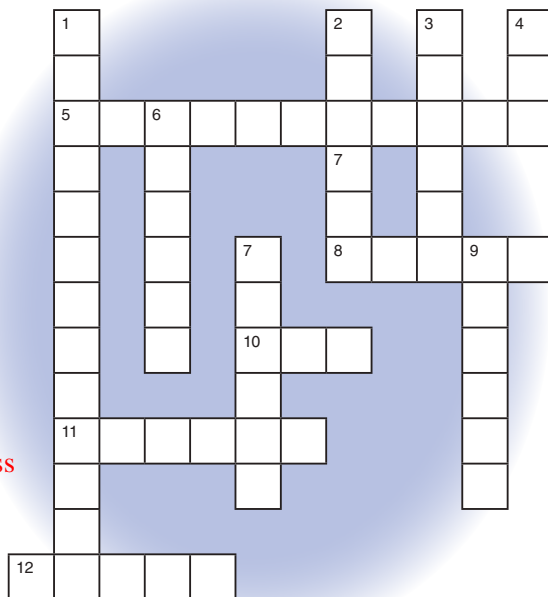
1 Read the clues and complete the crossword.

Down ↓

- 1 You use this to turn on the TV. (2 words) **remote control**
- 2 This is lighter than a computer. **laptop**
- 3 You need to do this when there is more than one thing. **choose**
- 4 You do this when you play on the computer. You ... it. **use**
- 6 It's not a present. I'm not giving it to you. You can ... it. **borrow**
- 7 This is what you press! **button**
- 9 You look at this to see what's on the TV and computer. **screen**

Across →

- 5 You use this to speak to friends who are not near you. (2 words) **mobile phone**
- 8 You need to do this to turn on the computer. You ... a button. **press**
- 10 When you use something for the first time, you ... it. **try**
- 11 You need to do this to use the computer. (2 words) **turn on**
- 12 You do this on a mouse! **click**



2 Think and write sentences.

Can I ... please?



Yes, here you are.

OK.

Sure!

A: Can I use your laptop, please? ?

B: _____ .

A: Can I borrow/try your mobile phone, please? ?

B: _____ .

Can you give me the remote control, please? Can I play/choose a game, please?
Can I press the button/click the mouse, please? Can I turn on the computer/TV, please?

3 Think and write sentences about your photos and pictures of machines.

4 Write the words. Practise your handwriting.

try use choose borrow press turn laptop
mobile phone button remote control screen click

1 Read and complete the sentences. Check your spelling.



1 I'm going to try to ride this bike.



2 He's going to use my computer.



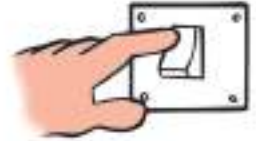
3 Please choose one ice-cream.



4 She's going to borrow my book.



5 You need to press this button.



6 Please turn on the light.



7 This is my laptop.

8 Please use my mobile phone.



9 You need to press this button.



10 Use the remote control to turn it on.



11 Look at the TV screen.

12 You need to click the mouse to choose the game.



2 Work in groups of four. Make a poster of your machines.



Who do you think will be police officers in 100 years? (robots)
 (What will people wear on the moon? (spacesuits)
 (How will people travel to outer space? (in spaceships)
 (What will computers look like in 100 years? (lighter, smaller)

1 Listen and repeat. 

انسان الى	ينقذ	مستقبل	كل شخص	بدلة فضاء	كوكب
robots	rescue	future	everyone	spacesuit	planet
spaceship	scientist	science lab	outer space	grow	
سفينة فضاء	علم	مختبر علوم	الفضاء الخارجي	ينمو	

2 Listen and answer the questions. 

Teacher What will happen in the future? There will be robots. They will look like police officers. They will help to rescue us.


Amy People will live on the moon. Everyone will wear spacesuits. It will be very cold on the moon.

Omar That sounds so cool!



Omar People will travel in spaceships to other planets in outer space. Scientists will grow new plants in science labs.

Rania Robots will do all the work. Children will play all day!



Ben Children won't go to school. They will learn at home with computers.

Everyone will use computers. They will be smaller and cheaper than the computers today. They will be lighter.



Rania That's amazing!

3 Listen and say. 

4 Listen and answer the questions. 

- ?Where will scientists live in the future 1 in space labs
- ?Who will do all the work in the future 2 robots
- ?How will children learn in the future 3 using computers
- ?What will people wear on the moon 4 spacesuits

Everyday English
 That sounds so cool!
 That's amazing!

1 Listen and tick ✓ the words you hear. Then match them with the pictures. 

b
1 spaceship

d
2 spacesuit

c
3 science lab

a
4 scientist



5 planet
h

6 future
g

7 grow
f

8 outer space
e



9 rescue
k

10 everyone
i

11 robot
j



2 Listen and repeat the passage on page 56. ⁴⁹ 

3 Work in groups of four or five. Read the passage on page 56 aloud.

4 Read and circle the correct words.

- 1 One hundred ^{مئة} years from now robots / cats will help us.
- 2 We will travel to outer space by spaceship / car.
- 3 We will wear spaceships / spacesuits.
- 4 We will live on the moon and on other planets / countries.
- 5 Children will learn at home. Everyone / Anything will use small and light computers.
- 6 Scientists will work in science labs / schools in outer space.

1 Listen. Clap or stamp.

Answers: Clap: 1, 4, 5 Stamp: 2, 3, 6

2 Read. Then tick ✓ the correct sentences.

- 1 In the future people will use small and cheap computers.
- 2 Robots won't do the work. Children will do all the work.
- 3 Robots will help police officers to rescue people.
- 4 Everyone will have robots to help them.
- 5 People will live on the moon. They will wear spacesuits.
- 6 People will travel to other planets by train.

Ask:

Who will do the work in the future? (robots)
Where will people live? What will they wear? Why? (moon, spacesuits, no air)
Why will robots be useful to rescue people? (they can go into fires, they don't get hurt)
How will people travel in space? (spaceships)

3 Read and complete the sentences.

- 1 Amy thinks people will live on the moon. They will wear spacesuits.
- 2 Ben thinks children won't go to school. Everyone will have fast and cheap computers.
- 3 Rania thinks children will play all day. Robots will do all the work.
- 4 Omar thinks people will travel to other planets by spaceship.
- 5 This will be in the future, 100 years from now.
- 6 Robots will help to rescue people.

4 Read page 56 and write answers to the questions.

One hundred years from now ...

- 1 Where will people live? On other planets/in spaceships/on the moon
- 2 Who will do the work? robots
- 3 Where will children learn? at home
- 4 When will this be? in the future
- 5 How will people travel to outer space? in spaceships
- 6 What will people wear on the moon? spacesuits

الملتقى التربوي
www.wepal.net

. <https://www.wepal.net>

www.wepal.net | RESOURCE #109725 | TRACK ea9595f7fa5432ca

الملتقى التربوي

1 Read and complete the sentences.

spacesuits everyone be rescue future outer space

- 1 You wear spacesuits in outer space.
- 2 One hundred years from now everyone will have computers.
- 3 Robots will help police officers in the future.
- 4 Police officers and robots will rescue people.
- 5 There will be cheap and light computers.
- 6 Spaceships will travel to outer space.

2 Work in pairs. Read the sentences in activity 1 aloud.

3 Read and circle the correct words.

One hundred years from now ...

- 1 Children won't / will go to school.
- 2 Robots won't / will help police officers.
- 3 Scientists won't / will live in space labs.
- 4 People won't / will live on the moon.
- 5 People won't / will do their cleaning. Robots will help them.
- 6 People won't / will grow new plants.

4 Read aloud.

Why will children play all day? (robots will do the work)

Why will people travel in spaceships? (you need special transport to travel to outer space)

Why will there be no teachers? (computers will be the teachers)

Where will people live? (on other planets)

Look at page 56.

The children are thinking about one hundred years from now. This will be our future. Who will help to rescue people? Will there be police officers or robots?

Rania thinks children won't work. They will play all day.

Omar thinks scientists will live and work in space labs. They will travel in outer space by spaceship.

Amy thinks people will live on the moon and wear spacesuits.

Ben thinks children won't go to school. They will learn at home with computers. There will be no teachers!

Will everyone have a light and cheap computer? What do you think?

1 Complete the sentences with the correct words.

One hundred years from today ... see page 56. What will we do?

Do robots rescue us now? no.

- 1 Robots and police officers will rescue (rescue) us when we need help.
- 2 We will use (use) cheap and light computers.
- 3 We will travel (travel) by spaceship to outer space.
- 4 We won't learn (learn) at school. Computers will be our teachers!
- 5 We will wear (wear) spacesuits on the moon.
- 6 Scientists will live (live) in space labs.

2 Think and complete the sentences.

What will people do in the future?

Why do you think people will live under the sea?

- 1 They won't live in buildings. They will live (live) under the sea.
- 2 They won't travel by plane. They will travel (travel) by spaceship.
- 3 They won't read from books. They will read (read) on computer screens.
- 4 They won't grow plants on farms. They will grow (grow) plants on the moon.

3 Think and complete sentences about the future.



- 1 It will be very hot.



- 2 Plants will be tall.



- 3 Omar will be a doctor.



- 4 Rania will be a mother.

4 Think and complete the sentences with the correct words.



- 1 What do you do every day?
a I read (read) my emails.
What will you do next weekend?
b I will read (read) blogs.
- 2 What does he/she do now?
a He/She uses (use) computers in some lessons.
What will he/she do in the future?
b He/She will use (use) computers in all lessons.

1

Listen and answer the questions.



1. Who's talking? Rania, Amy, Ben and Omar
2. Who will make the beds and clean the bedrooms? robots
3. What clothes will people wear? spacesuits

4. How will scientists travel to their science labs? spaceships
5. What will scientists do in their science labs? grow new plant
6. How will children learn? small computers

2

Read. Then listen and circle the correct words.



53

- 1 **Robots** / People will clean the bedrooms.
- 2 Girls will wear pink or purple **spacesuits** / spaceships.
- 3 Scientists will grow new plants in the **past** / **future**.
- 4 Small robots will **help** / give scientists in space labs.
- 5 People will travel to planets by **spaceship** / ship.
- 6 Scientists will travel to **planets** / countries in outer space.

3

Listen and repeat.



54

IN THE FUTURE

What will we wear?

Spacesuits of course!

How will we travel?

By spaceship!

Where will we go?

To planets in outer space!

4

Work in pairs. Ask and answer questions.

One hundred years from now ...

spacesuits, flying cars, flying bicycles,

What will you see?

Who will clean your bedroom?

How will you learn?

What will you eat?

What will you wear?

How will you travel?


1 Play Charades. Say We're going to play charades. What am I doing? What am I wearing?

2 Mime walking in a spacesuit. It is very big and bulky and you have to walk very slowly. Elicit a spacesuit.

3 Using word cards: spaceship, robot, science lab, scientist, rescue, grow, invite a child to the front, they choose a word card and mime the word. Whoever guesses correctly mimes next.

1 Read and match the sentences with the pictures. Then write them by the pictures.

- a Robots will cook and clean. 2 b People will live and work on the moon. 3
 c People will travel by spaceship to outer space. 1 d Children will learn with small computers. 6
 e Children will not go to school. 4 f Children will play all day. 5





2 Think and write about life in the future.

In the future people will ...
 Children will ...
 Children won't ...

3 Write the words. Practise your handwriting.

spaceship spacesuit science lab scientist planet
 future everyone outer space rescue grow robots

1 Read and complete the sentences. Check your spelling.

One hundred years from now ...



People will travel by spaceship.



People will wear spacesuits. scientists will work in science labs.



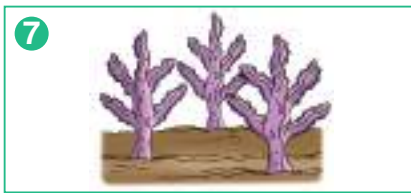
People will travel to planets in outer space.



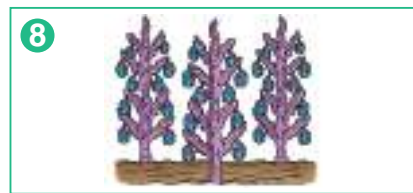
Everyone will be happy in the future.



robots will rescue people when they need help.



Scientists will grow new plants.



These new plants will be very tall.

2 Work in groups of four. Make a report about what things will be like in 100 years' time.

Palestine in 100 years' time

People will travel by spaceship.

There will be no cars.

People will not work in shops.

Robots will work in shops.

They will help you in clothes and shoe shops.



1 Listen and read.  56

A rescue



Tarja was from Finland. She was a scientist. She worked in a science lab. One day she worked late. Everyone went home. Tarja could not open the door. She did not feel well.



There was no telephone in the science lab. There was a computer. She used the computer and wrote an email to ask for help.



A boy in the USA read her email and told his mother. His mother spoke to the police.



The police in the USA spoke to the police in Finland. The police in Finland rescued Tarja.

Today we have mobile phones and can speak to police officers. They can come and rescue us. In the future how will we get help? What do you think?

2 Listen and answer the questions.  57

- 1 How many countries are in the story? the USA and Finland
- 2 Who could not get out of the science lab? Why? Tarja; she could not open the door
- 3 What was her job? scientist
- 4 How did she get help? she wrote an email/used the computer
- 5 Who helped her? How? a boy in the USA read her email, he told his mother and she phoned the police in the USA, they phoned the police in Finland
- 6 Who rescued her? the police in Finland

3 Listen and say.

4 Work in groups of four. Read the passage aloud.

1 Listen. Thumbs up or down. 🎧

2 Look and number the pictures 1–4 in the order they happen.



3 Write the sentences in the correct order.

Tarja did not feel well.

- 1 She sent an email from her computer 2 A boy in the USA read her email and he told his mother. She phoned the police.
 3 The police in the USA phoned the police in Finland. 4 The police in Finland rescued Tarja.

4 Look and complete the sentences.



- 1 Everyone went home
 They closed the door.
 Tarja felt unwell
- 2 She sent sent an email



- 3 A boy in the USA read her email. He told his mother 4 The police in the USA called the police in Finland.
 His mother called the police. The police in Finland rescued her.

1 Look at the pictures and complete the sentences.

float meet rescue robots outer space tomorrow



In the future everyone will travel to outer space by spaceship. People will have robots to do their cleaning.



Anas wanted to float in the Dead Sea last weekend. He needed help. His friends swam fast to rescue him.



I'm going to meet my friend at the coffee shop tomorrow.

2 Work in pairs. Read the sentences in activity 1 aloud.

3 Read and circle the correct words.

- 1 In the future people will / won't travel by spaceship.
- 2 I'm going to meet / met my friend tomorrow.
- 3 My plane will / won't leave at 2:05, it will leave at 10:00.
- 4 He's going to borrowing / borrow my mobile phone.
- 5 He will / is going to choose a laptop.

4 Read aloud. Look at page 64.

Tarja was a scientist. She lived in Finland. She worked in a science lab. One day she worked very late. Everyone went home.


When Tarja wanted to go home she could not open the door. 'Oh no!' she said. 'I don't feel well.'



She did not have a telephone. She had a computer. She wrote an email and asked for help.

A boy in the USA read her email and told his mother. His mother spoke to the police.


The police in the USA spoke to the police in Finland. The police in Finland rescued her.

1 Read and complete the sentences.

1 I use a  every day. laptop/computer

2 Sometimes the  is on top of the  . screen/computer

3 The  is next to the  . mouse/keyboard

4 My dad changes the TV programme with the  . remote control

2 Listen and answer the questions. 59rescue



A visit to Ein Kenya – Our tour	
Morning	
08:00	Arrive at Ein Kenya. Eat breakfast. See the plants.
09:30	Leave the plants. See the zebras.
10:30	Walk to the elephants.
12:00	Meet friends. Have a picnic near the birds.
Afternoon	
3:00	Leave Ein Kenya. Travel home by bus.

3 Work in pairs. Ask and answer questions.

What can you see?

What are they doing?

Where are Ben and Omar going to have their picnic?

What does Ben like doing there?

4 Read and complete the sentences.

1 Please rescue my cat, it is in the tree.

2 Can I borrow the remote control, please?

3 Press this button to turn on the mobile phone.

borrow rescue
press

5 Work in pairs. Choose a unit task from Units 15–17. Then talk about it to another pair.

6 Sing or chant one of the songs in this book.

Write the words in Arabic to help you remember what they mean.

Activities/Verbs

- marry _____
- look for _____
- look like a princess _____
- rescue _____
- press a button _____
- try _____
- borrow _____
- click on the mouse _____
- choose _____
- use _____
- turn on the TV _____
- leave _____
- float _____
- move _____
- grow plants _____
- tell _____
- write a blog _____
- break _____
- hear _____
- arrive _____
- travel by plane _____
- meet _____
- go on a tour _____
- hide _____
- laugh _____
- be angry _____

Pronouns

- us _____
- him _____
- our _____
- both _____
- everyone _____
- them _____
- those _____
- nothing _____

Adjectives

- greedy _____
- nice _____
- busy _____

Prepositions

- about _____
- by _____
- for _____
- with _____
- near _____

Adverbs

- also _____
- out _____
- too _____
- again _____

princess _____
plant _____
wolf _____
mirror _____
hour _____
end _____
remote control _____
mobile phone _____
robots _____
future _____

laptop _____
button _____
Space
spacesuit _____
planet _____
spaceship _____
scientist _____
science lab _____
outer space _____

Sequencing

then _____
after _____
next _____
before _____
tomorrow _____
last _____

Amounts/Quantities

all _____
any _____
some _____

Places

hospital _____
palace _____
moon _____
road _____
ruin _____

Food

fruit _____
vegetable _____

Everyday English

Oh no! _____
Oh look there's...! _____
Once upon a time ... _____

Lucky for me! _____
I have an idea! _____
In the end ... _____
Keep calm! _____
Of course! _____
It's beautiful! _____
Thanks. _____
Wow! _____
I can't wait! _____
I'm so excited! _____
Oh great! _____
Sure! _____
Can I try your mobile phone please?

That sounds so cool!

That's amazing! _____

Macmillan Education
Between Towns Road, Oxford OX4 3PP
A division of Macmillan Publishers Limited
Companies and representatives throughout the world

ISBN 976-0230-41558-4

Text © Wendy Arnold 2012

Design and illustration © Macmillan Publishers Limited 2012

First published 2012

All rights reserved; no part of this publication may be reproduced, stored in a retrieval system, transmitted in any form, or by any means, electronic, mechanical, photocopying, recording, or otherwise, without the prior written permission of the publishers.

Designed by Melissa Orrom Swan
Typeset by J&D Glover Ltd
Illustrated by Giorgio Bacchin, Claire Mumford, Andy Robb and Simon Rumble
Cover design by Macmillan Publishers Limited 2012

The author would like to thank the publishing team at Macmillan, as well as all the committee in Palestine who have tirelessly given their time to this project.

Any views expressed in this publication are those of the Palestinian National Authority and represented by the Publisher on behalf of the Authority.

These materials may contain links for third party websites. We have no control over, and are not responsible for, the contents of such third party websites. Please use care when accessing them.

Although we have tried to trace and contact copyright holders before publication, in some cases this has not been possible. If contacted we will be pleased to rectify any errors or omissions at the earliest opportunity.

Printed and bound in Palestine

2016 2015 2014 2013 2012
10 9 8 7 6 5 4 3 2 1

This page has been downloaded from www.englishforpalestine.com © Macmillan Publishers Limited 2012