



State of Palestine
Ministry of Education

NEW
EDITION

English for Palestine

PUPIL'S BOOK **7B**

Authorship & Curriculum Supervisory Committee

Mr Ali Manassra (General Supervision)	Ministry of Education
Mr Othman Diab Amer (Coordinator)	Ministry of Education
Mrs Reem Ayoush	Ministry of Education
Dr Samir M Rammal	Birzeit University
Dr Hazem Y Najjar	Bethlehem University
Mr Hassan Karableyeh	Ministry of Education
Ms Rula Naji Khalil	Ministry of Education
Ms Basima Adel Al-Arooqi	Ministry of Education
Ms Ruqayyah Abdul-Rahman Abu Al-Rub	Ministry of Education
Ms Lina Rasheed Bitar	Ministry of Education
Ms Samiya Qasim Khaleel Obeid	Ministry of Education

الملتقى التربوي
www.wepal.net

Authorship Supervisory Committee (original edition)

Dr Hazem Y Najjar (Head)	Bethlehem University
Dr Salem Aweiss	Birzeit University
Dr Omar Abu Al-Hummos	Al-Quds University
Mr Othman Diab Amer (Rapporteur)	Ministry of Education

English Language Curriculum Team (original edition)

Dr Hazem Y Najjar	Bethlehem University
Dr Salem Aweiss	Birzeit University
Dr Omar Abu Al-Hummos	Al-Quds University
Dr Odeh J Odeh	Al-Najah University
Dr Samir M Rammal	Hebron University
Dr Nazmi Al-Masri	Gaza Islamic University
Ms l'tidal Abu Hamdiyah	Ministry of Education
Ms Majedah Dajani	Ministry of Education
Mr Imad Jabir	Hebron University
Mr Suhail Murtaja	Ministry of Education
Mr Othman Diab Amer (Rapporteur)	Ministry of Education

Contents

Unit and contexts	Language	page
10 Technology – talking about technology – reporting statements	<i>ancient, century, children, civilization, decade, example, find out, hang, history, large, life, machine, program, pump, radio, think back</i> Reported speech (statements without tense change) Punctuation: quotation marks	4
11 Visiting a city – talking about cities/towns – writing an informal letter	<i>almost, bank, bridge, centre, come back, modern, money, plastic, pollution, spend, stop, traffic, ugly, untidy, upside down, visitor, wait</i> Question–tag questions Punctuation: of question–tag questions	12
12 The arts and crafts of Palestine – talking about arts and crafts – asking for, giving and following directions	<i>along, choice, corner, finally, furniture, gift, glass, jug, pattern, plate, sell, straight ahead, turn, vase, way, wicker, wood</i> Connectives: <i>first, next, then, finally</i>	20
13 Table manners – talking about table manners and food – ordering food in a restaurant	<i>acceptable, consider, delicious, empty, however, impolite, magazine, meal, normal, offer, order, raise, remain, stick, tasty, waiter</i> Connectives: <i>however</i> Punctuation: comma (after <i>however</i>)	28
14 REVISION	Revision of the language in Units 10–13	36
15 Embroidery – talking about Palestinian embroidery – expressing intentions and promises	<i>daughter, design, embroidery, intend, introduce, make up, meaning, pass on, past, pregnant, skills, soft, start up, strengthen, style, therefore, wonderful</i> Expressing intentions and promises: <i>intend, going to</i>	40
16 The talking world – talking about communications – expressing obligation	<i>allow, although, another, camera, inside, keep, microphone, mistake, network, outside, receive, revolution, satellite, several, video call, worry</i> Expressing obligation: <i>have to / (not) have to</i> Connective: <i>although</i> (and revision of others)	48
17 Let's go for a picnic! – planning and talking about a picnic	<i>bring, carry, catch, decide, forget, huge, narrow, nature, path, protect, route, same, sandwich, suggestion, weekend, woods</i> Expressing possibility: <i>may, might</i> Connectives: <i>before, after</i>	56
18 REVISION	Revision of the language in Units 15–17	64
My dictionary		68


1 Listen and repeat the words and expressions.



1

يحاول التذكر راديو مضخة ماكينة تاريخ يكتشف مثال حضارة قديم
think back radio pump machine history find out example civilization ancient

2 Work in pairs. Look at the pictures. Can you name them?



3 Listen and answer the questions.



2

4 Listen and read. Underline the words from activity 1.



The children are having a lesson about technology.

Teacher: People have used technology to change the world. Can you give me any examples?

Hiba: Mobile phones – they have made communication much easier.

Teacher: That's a good example, thank you, Hiba. Now let's think about our history. What has happened to change what we do?

Firas: Radio and TV are important for communication.

Teacher: Well done, Firas! But let's think back to ancient civilization. Any ideas?

Huda: I saw a TV programme about ancient Egypt. They moved water from the river to their farms.

Teacher: That's right. They had a very simple machine to move water. It was a pump. That was more than four thousand years ago. Today we still use a pump to do the same job.

Teacher: Now let's think about the future. What will technology do to change the future? What can you tell us, Salim?

Salim: My father is a scientist. He says we will find out there are people on other planets.

Teacher: Really? Who agrees with Salim's father?

يتفق مع

1 What is the lesson about? technology

2 What do mobile phones help us to do easily? communicate

3 What job does Salim's father do? scientist




5 Work in groups. Act out the conversation in activity 4.

Everyday
English

هذا مثال جيد
That's a good example!

هل من افكار؟
Any ideas?

That's right.

1 Listen and circle the words and expressions you hear.  **3**

7 ancient 2 civilization 3 example 8 find out 1 history 5 machine 6 pump 4 radio think back


Which word didn't you hear?

2 Read and circle the correct words.

- The class talked about the ancient civilization / **history** of technology.
- We will **find out** / think back how the new pumps work tomorrow.
- We used a **pump** / radio to move water.
- The teacher wants the children to find out / **think back** to what they knew about ancient civilizations.
- We use this **machine** / pump to make ice cream.

3 Complete the sentences with words from activity 1. Then match the sentences with the pictures.

- I like to listen to the **radio** when I'm doing my homework. **d**
- I want to **find out** how this machine works. **e**
- Planes are an **examples** of transport that has changed how we live. **c**
- Let's **think back** to the last lesson – what did we do on the computer? **a**
- We had a very interesting **history** lesson about ancient civilizations. **b**



4 Listen and check your sentences.  **4**

5 Read the conversation on page 4 again and answer the questions.

- How did Huda learn about ancient Egypt? **She saw a TV programme**
- How long ago was the ancient civilization of Egypt? **Four thousand years ago**
- What does Salim's father think we will find out in the future? **That there are people on other planets**
- Do you agree with Salim's father?
- What other examples of things that changed the world can you think of?

1 Listen and repeat the words. 5

قرن century أطفال children عقد decade يعلق hang
 large life program برنامج
 ضخمة حياة

Word formation:

life (singular noun) *my life*
 lives (plural noun) *our lives*
 live (verb) *يعيش* *We are living in Palestine.*

2 Work in pairs. Talk about how life will change in the future.

3 Listen and read. Then choose the best title for the passage. 6

- 1 Technology: yesterday and today
- 2 Technology: today and tomorrow
- 3 Schools of the future



Word formation:

يعلم teach – teacher معلم

Technology has changed how we ^{die} live. Today ^{slim} large ^{thick} thin TVs hang on walls. Computers sit on desks at home, school and work and in many other places. In cars, a box can ^{stand} speak to the driver to tell ^{him} where to go. We can use our mobile phones to listen to music, take photos, watch TV or films, use the Internet and to ^{receive} send text messages to each other – oh, yes, and talk to people!

So what about the ^{past} future? How will technology change the life of children?

- One thing we can be ^{certain} sure about – there will be many more computers. Schools use computers now but in the next ^{tens} decades ^{they} will use them more and more. Some people say all children will have ^{one} on their desk. Or perhaps they will take a small laptop with them all day.
- And what about next ^{years 100} century? Some scientists say there will be no schools. Children will ^{leave} stay at home and have their lessons on computers. Teachers will not teach – they will only ^{learn} program the computers.

4 Read and tick the true sentences. Then correct the false sentences.

- 1 We can find computers in many different places.
- 2 Today people only use their mobile phones to talk to each other.
- 3 In the next decades there will be more computers in schools.

5 Read and answer the questions.

- 1 How will children learn when there are no schools? *They will stay at home and use computers.*
- 2 What will teachers do when there are no schools? *They will program the computers.*

1 Listen and number the words in the order you hear them.

century children decades hang large lives program


Which words didn't you hear?

2 Read and circle the correct words.

- 1 This decade / **century** will end in the year 2099.
- 2 The next **decade** / century will start in the year 2020.
- 3 You can **hang** / pump this picture on the classroom wall.
- 4 I think mobile phones have changed our program / **lives** a lot.
- 5 You need to hang / **program** a computer to make it work.

3 Complete the sentences with words from activity 1. Then match the sentences with the pictures.

- 1 The first mobile phones were **large** and expensive. **c**
- 2 **Children** have only used mobile phones in the last few decades. **a**
- 3 Teachers have to learn how to **program** a computer. **d**
- 4 Why did you **hang** your TV on the wall? **b**



4 Listen and repeat. 8

Let's make a call.
Let's send a text.
Let's have a chat.
Let's chat, chat, chat.

What does he say?
What does she say?
What do they say?
What? What? What?

He says let's make a call.
She says let's send a text.
They say let's have a chat.
We say let's chat, chat, chat.

الملتقى التربوي
www.wepal.net

5 Listen and repeat. 9

- 1 make a call
- 2 send a text
- 3 have a chat

Pronunciation: Joining words
When we speak quickly words join together.

6 Work in groups of three. Read the poem aloud.

1 Read and think. Then choose the correct words to complete the rules.

I > he /she
We > they

I **have** a new computer.



Hani says he **has** a new computer.

I have > he has / she has
I don't > he doesn't / she doesn't
I am (I'm) > he is / she is

I'm **not** good at science but I play basketball well.



Jana says she isn't good at science but she plays basketball well.

We think there **will be** no schools in the next century.



Some scientists say they think there **will be** no schools in the next century.

When we report what people say:

- I changes to *NAME says he/she ... OR NAME (People, Scientists, etc.) say they ...*
- We changes to *NAME says he/she ... OR NAME (People, Scientists, etc.) say they ...*

2 Complete the sentences.

I have a new phone.

1 My uncle says he has a new phone.

Pumps are simple machines.

2 The science teacher says pumps are simple machines

I don't feel tired of working on the computer.

3 My sister says she doesn't feel tired of working on the computer.

3 Work in pairs. Ask the questions and write short answers.

Name of friend: _____	Answers
Do you have a mobile phone?	<u>Yes, I do. / No, I don't.</u>
Are you good at science?	_____
Do you listen to music on your mobile phone?	_____

4 Tell the class your friend's answers.

5 Write sentences to report your friend's answers.

Grammar

To report what people say, use *Name say/says* + their words:

Samir says ... Scientists say ... Some people say ...

1 Work in pairs. Look at the pictures. What do you know about each one?



2 Listen and match the conversations with the pictures.  **10**

3 Listen again and answer the questions. 

Conversation 1

- 1 What does the girl use her phone for? calls and texting
 2 Why doesn't the girl like to send emails from her phone? she has to pay more for emails

Conversation 2

- 3 Why does the boy's father prefer to use his laptop? because he can carry it with him
 4 Where does he use his laptop? at work, at home and (sometimes) in the restaurant

Conversation 3

- 5 How does the woman know the TV isn't working? she can see the picture but she can't hear it


4 Match the sentences with the pictures.

1 I have a new laptop.

2 Pumps are useful machines.

3 The Internet isn't working.

4 I have lost the mobile phone.



Hiba **4**



Firas **3**



Salim **2**




Huda **1**

5 Work in pairs. Ask and answer grandfather's questions.



- I can't hear well. What are the children saying?
 What does Hiba say?
 What does Firas say?



- Hiba says she has lost the mobile phone.
 Firas says ...

1 Look at the dictionary entries and answer the questions.

Using a dictionary: plurals
We can use the dictionary to help with irregular plurals.

- We make the plural of most nouns by adding **-s** or **-es**.
What is the plural of **a pump** **b machine** **c sandwich**?
- Sometimes we don't just add **-s** to the noun. With nouns ending in **-ry** we do something different.
Look at the dictionary entry for **century**. **centuries**
How do you spell the plural of *century*?
How do you spell the plurals of **a country** and **b library**?
- Sometimes the plural word is different from the singular.
What is the plural of **a man** (*woman*) **b foot** (*tooth*) **c life** (*knife*)?
- A dictionary can help you with these irregular plurals. Look at the second dictionary entry. Is the word **children** singular or plural?

century noun (plural centuries) a period of 100 years	child noun (plural children) a young person older than a baby
	children noun the plural of child

2 Read and think. Then write the sentences with quotation marks.

Writing skills: quotation marks

علامات الترقيم عند نقل الكلام

The teacher says, 'That's a good example'.
The words in quotation marks are the words people say without any changes.

I have a laptop.

Firas says, 'I have a laptop.'

- Tariq wants a laptop. Salim says, 'Tariq wants a laptop'.
- Science is interesting. My teacher says, 'Science is interesting'.
- There is no life in outer space. Some scientists say 'There is no life in outer space'.

3 Report the sentences in activity 2.

Writing skills: reporting what someone says

- Salim says Tariq wants a laptop.
- My teacher says science is interesting.
- Some scientists say there is no life in outer space.

1 Work in groups.

- Talk about what changes you think there will be in the future.
- Will the changes make life better or worse?

2 Listen and complete the sentences. Check your spelling.



- 1 In the next century, people will live on the moon.
- 2 In the next decade, there will be a computer in every room.
- 3 Our lives will be very different.
- 4 Children will fly to school.
- 5 There will be no more schools.

3 Listen and say the sentences.



4 Work alone. Write down three things that you think will happen in the future.

5 Work in groups.

- Share your ideas about the future.
- Write a report. Start:

We all say ...

(for example, We all say there will be more computers.)

Most of us say ...

Some of us say ...

One of us says ...

No-one says ...

6 Present your report to the class.



1 Listen and circle the words you hear.



6 bridge 8 centre 7 modern 2 spend 5 traffic 4 ugly 1 untidy 3 visitor

Which word didn't you hear?


2 Read and circle the correct words.

1. We'll be late – there is a lot of **traffic** / taxis in the streets
2. Visitors like to buy / **spend** time in big cities
3. When a city is dirty it can look **ugly** / beautiful
- 4 Some people like old cities and some people like ugly / **modern cities**
- 5 ?What's the name of the **bridge** / visitor over this river

3 Complete the sentences with words from activity 1. Then match the sentences with the pictures.

- 1 We should welcome visitors to our city when they come as friends. d
- 2 We all want to use the road but it can be a problem when there is a lot of traffic. e
- 3 That old building is not beautiful – it is very ugly. a
- 4 This classroom is untidy. Please tidy it up now. b
- 5 My father spends a lot of time visiting big cities in other countries. c


a



b



c



d



e



4 Listen and check your sentences.



5 Read the passage on page 12 again and answer the questions.

- 1 Why has the taxi stopped? **Because there's a lot of traffic.**
- 2 What does Peter like about modern cities? **They are beautiful and interesting.**
- 3 What doesn't he like about modern cities? **There are a lot of visitors.**
- 4 What does traffic do to a city? **It makes the air dirty and the streets untidy.**
- 5 Do you like old or modern cities? Why?

1 Listen and repeat the words and expressions.

تقريباً	بنك	يعود	مال	بلاستيك	تلوث	مقلوب	ينتظر
almost	bank	come back	money	plastic	pollution	upside down	wait
nearly		return					

2 Work in pairs. Look at the picture. What do you think Peter and the taxi driver are talking about now?

3 Listen and read. Find two examples of pollution they talk about.  17

Peter: I agree with what you say – this is a beautiful city. What I’m saying is that all the visitors and traffic help to make pollution.

Taxi driver: Well, I agree with that. Look at all the plastic bags next to the road and in the river. That’s pollution and it’s very ugly.

Peter: That’s right. And plastic will stay there for a long time. Oh! What’s that? It’s a bicycle upside down in the river, isn’t it?

Taxi driver: Yes, it is and it makes me very angry! Why throw things in the river? Some people are awful, aren’t they?

Peter: Yes, they are. It’s very sad.

Taxi driver: The traffic is moving now. Where do you want to go?

Peter: Is there a bank near here? I need some money.

Taxi driver: Yes, there is. We’re almost there.

Peter: You can wait for me, can’t you? I’ll be quick.

Taxi driver: The bank will be busy. I’ll come back for you.

Peter: That’s kind of you.

Taxi driver: We’re all kind here. The traffic may be bad and the streets polluted but the people are good.

Peter: Yes! And that’s the most important thing, isn’t it?



Word formation:
pollution – polluted
ملوث

4 Read and tick the true sentences. Then correct the false sentences.

- Peter thinks the city is polluted but the taxi driver doesn’t agree.
- There is a bank near where they are.
- The taxi driver will wait for Peter.

X
T
X

5 Read and answer the questions.

- What do they see in the river? **bicycle**
- What do they agree is the important thing about the city? **the people are good**

6 Work in pairs. Act out the conversation in activity 3.

1 Listen and number the words in the order you hear them. 🎧 18

almost 4 bank 3 come back 2 money plastic pollution 5

upside down wait 1

Which words didn't you hear?

2 Read and circle the correct words.

- 1 We need to go over the river – let's find a **bridge** / bank.
- 2 Many things are made of **pollution** / **plastic** these days.
- 3 I will buy you some food – I have lots of **money** / time.
- 4 I was very busy but I've **almost** / near finished.

3 Complete the sentences with words from activity 1. Then match the sentences with the pictures.

- 1 I like this city so I come back to visit very often. d
- 2 Let's wait here for a taxi. c
- 3 The rivers in big cities are full of plastic bags. a
- 4 When you are in a new city you can almost always find a kind man or woman to help you. b



4 Listen and repeat. 🎧 19

That's a beautiful bridge, isn't it?
 And these are modern streets, aren't they?
 We can see it all, can't we?
 Together on tour in my taxi.

That's an old bike, isn't it?
 Those are plastic bags, aren't they?
 We can't believe our eyes, can we?
 Together on tour in your taxi.

We're not moving now, are we?
 We can't see a lot, can we?
 We won't visit much, will we?
 Together in traffic in a taxi.

Pronunciation: Rising and falling voice in questions
 When we ask a normal question our voice rises at the end. Usually with a question-tag question our voice falls at the end.

5 Listen and repeat. 🎧 20

- 1 Is that an old bike?
- 2 That's a beautiful bridge, isn't it?
- 3 That's an old bike, isn't it?
- 4 Those are plastic bags, aren't they?

6 Work in pairs. Read the poem aloud.

1 Read and think. Find the rules to make question tags. Then choose the correct tag to complete the rules.

1 Look at the verbs in the main sentence and in the **tags** at the end. What do you see?
Some people **are** awful, **aren't** they?
That **isn't** ugly, **is** it?

2 Now look at the whole tags. How do we make them?

It's the most important thing, **isn't it?**

You can wait for me, **can't you?**

It wasn't always like this, **was it?**

She won't be long, **will she?**

They were here yesterday, **weren't they?**

I must come back tomorrow, **mustn't I?**

Question – tag questions

- 1 We use these kinds of questions when we think we know the answer. We think the other person will **agree** / **not agree** with us.
- 2 When we think the answer is *yes*, we use a positive sentence and a **positive** / **negative** tag.
- 3 When we think the answer is *no*, we use a negative sentence and a **positive** / **negative** tag.
- 4 When the main sentence has *is, are, was, were* we **use** / **don't use** it again in the tag.
- 5 When the main sentence has a word like *can, will, must* we **use** / **don't use** it again in the tag.

2 Match the sentences and tags.

- | | |
|--|--------------|
| 1 You're not well, d | a is it? |
| 2 They aren't here yet, e | b isn't she? |
| 3 That's not your chair, a | c won't you? |
| 4 She's your mother, b | d are you? |
| 5 She isn't your sister, f | e are they? |
| 6 You will help me, c | f is she? |

3 Listen and check. Then repeat the sentences. 21

4 Complete the questions with tags.


- | | |
|--|-------------------------|
| 1 There are too many plastic bags, aren't there? | Yes, there are. |
| 2 Lina isn't very kind, is she? | No, she isn't. |
| 3 You will find a bank for me, won't you? | Yes, I will. |
| 4 Sawsan can't find the bridge, can she? | No, she can't. |
| 5 We must take a taxi, mustn't we? | Yes, of course we must. |

الملتقى التربوي
www.wepal.net

5 Work in pairs. Ask and answer the questions in activity 4.

1. We add one of these aux verbs: (am, is, are, was, were, can, must, will)
2. We change negative (not/n't) >> positive /// positive >> negative
3. We add a pronoun (I, you, he, she, it, we, they, there)
If the subject is noun, we change it as follows:
 - a. masculine > he
 - b. feminine > she
 - c. thing (eg that) > it
 - d. plural > they
4. Abbreviations:
 1. not = n't
 2. will not = won't
 3. can not = can't

1 Work in pairs. Look at the pictures. What do you think Peter and the taxi driver are talking about?



2 Listen and match the conversations with the pictures. **22**

3 Listen again and answer the questions.

Conversation 1

- 1 Does Peter like the bridge? yes, he does
- 2 What is the problem with the ancient bridges? the traffic over them is very bad

Conversation 2

- 3 What is upside down in the river? an old boat

Conversation 3

- 4 What does Peter want to do in the bank? to get some money
- 5 When will the taxi driver come back for Peter? in 15 mins

4 Complete the conversation. Use question tags.

- Taxi driver:** You're English, aren't you? ?
- Peter:** Yes, I am. You're not Egyptian, are you? ?
- Taxi driver:** No, I'm not. I'm Palestinian.
- Peter:** The man I saw you with is also Palestinian, isn't he? ?
- Taxi driver:** Yes, he is. He's my brother.
- Peter:** He's not a taxi driver, is he? ?
- Taxi driver:** No, he isn't. He works in a bank.

5 Work in pairs. Practise the conversation.

You're English, _____?

الملتقى التربوي
www.wepal.net

Yes, I ...

1 Look at the dictionary entry and answer the questions.

letter *noun* رسالة

1 a piece of paper you write a message on and send to someone *I get letters from my friend every week.*

2 one of the signs we use to write a word, part of the alphabet *What is the first letter of the alphabet?*

- How many meanings does the word **letter** have? **2**
- Look at the letter in activity 4 below. Which meaning is that an example of? **1**
- What example sentence does the dictionary give for that meaning?
- Write another example sentence for that meaning of the word **letter**.

2 Write correct sentences.

you're not a taxi driver are you

- he's not coming back is he
- we can't start yet can we
- she'll help us won't she

You're not a taxi driver, are you?

He's not coming back, is he?

We can't start yet, can we?

She'll help us, won't she?

Writing skills:

punctuation with question tags

3 Look and match.

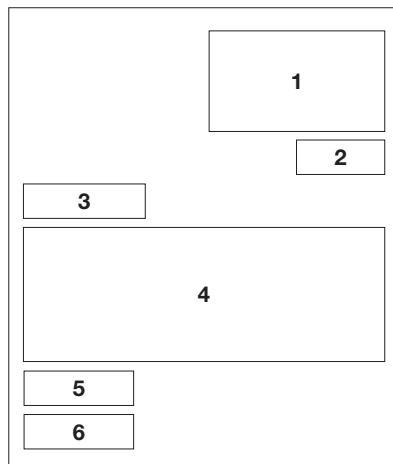
a What number is the date? **2**



b The paragraphs of the letter are number **4**.



c The address of the writer is number **1**.



d We put *Dear ...* in number **3**.



e What number is the name of the writer? **6**



f Number **5** is the closing of the letter.

Writing skills:

layout of a letter

4 Read and order.

4 This is a short letter to say I am well and I'm having a good time. I'm visiting Cairo at the moment and it's amazing. There are some beautiful buildings - both ancient and modern. A taxi driver took me to see an amazing bridge today. The problem is that there's a lot of traffic so it is slow to travel. And there's quite a lot of pollution. I'll write again to tell you when I am coming home.

5 Love from your son.

1 Hotel Giza
Cairo
Egypt

6 Peter

3 Dear Mum and Dad

2 12th November

5 Now write the letter.

1 Work in groups.

- Choose the city / town / village you are going to introduce.
- Make a list of some interesting places for visitors.

Unit task: Preparing a brochure about your city / town / village for visitors

2 Listen and complete the sentences. Check your spelling.



23

- 1 Our town has a long history.
- 2 There is a beautiful old mosque.
- 3 It is a famous building which many visitors come to see.
- 4 It is also a modern city full of shops, restaurants and banks.
- 5 There is some traffic but not much pollution.

3 Listen and say the sentences.




4 Work in the same groups. Prepare the brochure about your city / town / village.

- Your first sentence should name the place and say why it is interesting.
[Place] is interesting because it is modern and ancient at the same time.
- Describe two or three of the most interesting places for visitors.
A good place to start is the beautiful old mosque.
There are many shops and restaurants.
There is a lovely quiet place for a walk.
- Find or draw some pictures of the places you wrote about.

5 Read and check.

- Read carefully what you have written. Check for spelling and other mistakes.
- Rewrite your brochure neatly.

6 Present your brochure to the class.



Palestine

1 Listen and repeat the words and expressions. 24

على طول along زاوية corner اخيرا finally هدية gift يبيع sell مباشرة الى الامام straight ahead يعطف turn طريق way
at last present buy road/street

2 Work in pairs. Look at the pictures and answer the questions.

- Where are the people? **in the street in a town**
- What are they doing? **talking and looking at a map**
- What do you think they are saying?

الملتقى التربوي
www.wepal.net

3 Listen and answer the questions.

4 Listen and read. Underline the words from activity 1. 25

Jade: Excuse me, is there a shop or market near here?

Nisreen: Yes, there's a market straight ahead on this road. But what do you want to buy?

Jade: I want a gift to take home to my family.



Nisreen: Oh! There's a very good gift shop near the mosque.

Jade: That sounds good but where is the mosque? I'm a visitor here.

Nisreen: I'd like to show you the way but I'm going to school now. Do you have a map?

Jade: Yes, I do.




Nisreen: Then I can show you the way on the map. Let me have a look at it. OK. We're here. Go along this road and then turn left. The mosque is on the corner.

Jade: I'm sure I'll see that.

Nisreen: You will. You should stop and take a look at it. It's very beautiful.

Jade: That's a great idea. I'll do that.



Nisreen: OK. Turn left at the mosque. Finally, you'll find the gift shop on the right. They sell nice things there. You'll find what you want.

Jade: Thank you very much. You've been a great help.

Nisreen: You're welcome. Goodbye.

Jade: Goodbye.



5 Work in pairs. Act out the conversation in activity 4.

Everyday English

I'm sure I'll see that.

That's a great idea. I'll do that.

You've been a great help.

You're welcome. Goodbye.

1 Listen and circle the words and expressions you hear. 🎧 26

along 2 corner 4 finally 5 gift 6 sell 7 straight ahead 1 turn 3 way


Which word didn't you hear?

2 Read and circle the correct words.

- 1 Who are you ^{بشترى} buying that gift / corner for?
- 2 Can you tell me the turn / way to the market, please?
- 3 You go finally / straight ahead to the end of the road.
- 4 Do I go right or left at the along / corner?
- 5 What do they sell / turn in this shop?

3 Complete the sentences with words from activity 1. Then match four of the sentences with the pictures.

- 1 Excuse me, where can I buy gifts near here? C
- 2 The market is on the corner near the bridge. d
- 3 The craftsmen ^{اصحاب الحرف} sell their beautiful ^{الخزف} ceramics in the old city. a
- 4 Where do I turn left? b



4 Listen and check your sentences. 🎧 27

5 Read the conversation on page 20 again and answer the questions.

- 1 Where is the market? **straight ahead on this road**
- 2 What does Nisreen ask Jade? **does she have a map?**
- 3 Where does Nisreen send Jade to buy her gifts? **a gift shop**
- 4 Why doesn't Jade know where the mosque is? **she is a visitor (she doesn't know where it is)**
- 5 What does Nisreen want Jade to look at? **the mosque**

1 Listen and repeat the words. 28

اختيار أثاث زجاج ابريق شكل خيزران مزهرية صحن
 choice furniture glass jug pattern plate vase wicker wood
 option

2 Work in groups. Talk about these questions.

- 1 What can a visitor to Palestine buy as a gift?
- 2 Where can they go to buy it in Palestine?

الملتقى التربوي
 www.wepal.net

3 Listen and read. Complete the table. 29

Town/City	Gift
Jerusalem	plates, bowls, jugs
Hebron	vases, jugs
Bethlehem	gifts made from wood
Gaza	furniture (made of wicker)

tourists

Visitors to Palestine always want to buy a gift to take home with them.

They have a good choice of things to buy from the shops and markets.

Every craft has a different history and comes from a different place. This is because Palestine has such a long history.

Visitors can visit different parts of the country or just go to a good gift shop to find all they want.



In Jerusalem, visitors can watch artists paint patterns on plates, bowls and jugs.



Hebron is famous for beautiful blue vases and jugs made from glass.



In Bethlehem craftsmen make and sell things made from wood. They have done this for more than 1500 years and make more than a thousand different gifts.



In Gaza craftsmen make furniture (tables, chairs, etc.) from wicker (long, thin pieces of wood). It is beautiful to look at and to use.

4 Read and tick the true sentences. Then correct the false sentences.

- 1 There isn't a good choice of gifts in Palestine.
- 2 In Jerusalem, visitors can paint patterns on plates, bowls and jugs.
- 3 Craftsmen in Hebron make things made from blue glass.

5 Read and answer the questions.

- 1 How long have craftsmen in Bethlehem made things from wood? **for more than 1500 years**
- 2 What do the craftsmen in Gaza make furniture from? **wicker (long thin pieces of wood)**

6 Work in pairs. Read the passage aloud.

1 Listen and number the words in the order you hear them. 🎧 30

choice 1 furniture glass 3 jug 2 pattern 6 plate 5 vase
wicker wood 4

Which words didn't you hear?

2 Read and circle the correct words.

- 1 There is a good pattern / choice of gifts to buy in Jerusalem.
- 2 Look at the fantastic pattern / gift on this bowl!
- 3 This small ^{جمل} camel is made from wicker / wood.
- 4 We could use this jug / plate for water or lemonade.
- 5 This wicker vase / furniture is from Gaza.

3 Complete the sentences with words from activity 1. Then match the sentences with the pictures.

- 1 This plate is made from glass so be careful – don't break it. ^{يكسر} d
- 2 We can use this wicker furniture in our house. c
- 3 I like these vases but they are all blue – is there no other choice? b
- 4 The craftsmen want to sell me some animals made from wood. ^{حيوانات} e
- 5 Look at the colour and patterns ^{لون} on this plate – it's fantastic! a



4 Listen and repeat. 🎧 31

Excuse me! Excuse me!
Can we ask you? Can we ask you?
What can we buy? What can we buy?
Where do we go? Where do we go?

Go straight ahead and don't turn back,
Don't turn right and don't turn left,
Go along, along, along the streets,
And there you'll find a shop of gifts.

Pronunciation: Rising and falling voice in questions
When we want to get someone's attention or to ask a question our voice rises at the end. When we make a statement our voice falls at the end.

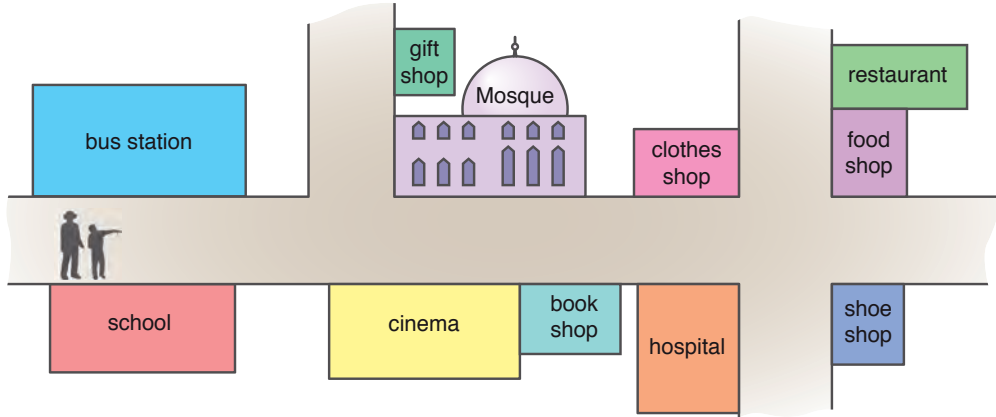
5 Listen and repeat. 🎧 32

- 1 Excuse me! Excuse me!
- 2 Can we ask you? Can we ask you?

- 3 Go straight ahead and don't turn back,
- 4 Don't turn right and don't turn left,

6 Work in groups. Read the poem aloud.

1 Listen and look at the map. Then repeat the question and answer.  33



2 Work in pairs. Ask and answer about places:

- 1 on the map.
- 2 in your town.

لو سمحت، هل يوجد
Excuse me, is there a ...?

يوجد واحد في نعم يوجد
Yes, there is. There's one ...

3 Listen and look at the map. Then repeat the question and answer.  34

A visitor is at the bus station.

هل تستطيع ان تخبرني الطريق الى
Can you tell me the way
to the gift shop, please?



نعم بالطبع
Yes, of course. Go along this
road and then turn left. It's on
the right. It's next to the mosque.

4 Read the sentences. Match the questions and answers.

Ask for directions

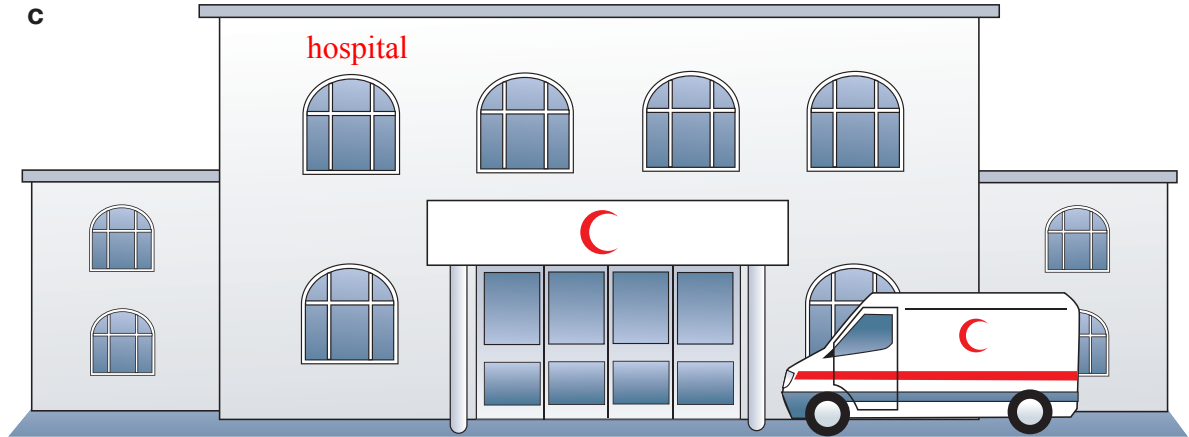
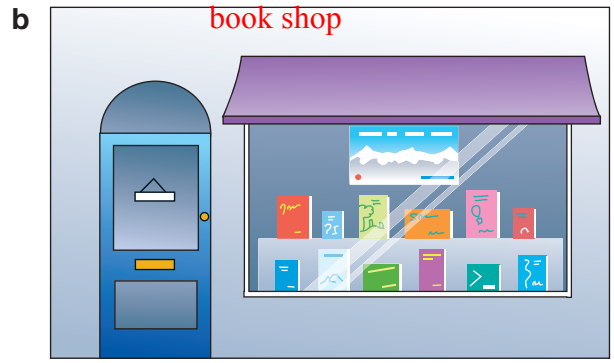
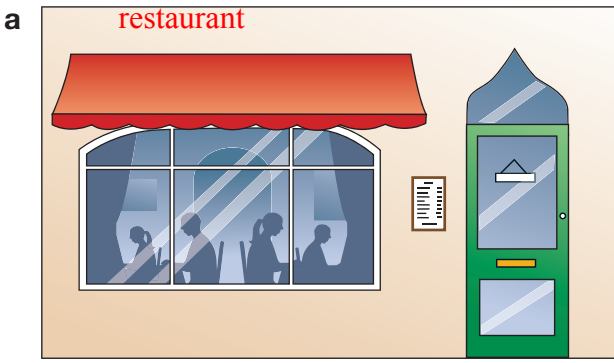
- 1 Can you tell me the way to the book shop, please? **C**
- 2 Can you tell me the way to the clothes shop, please? **d**
- 3 Can you tell me the way to the shoe shop, please? **a**
- 4 Can you tell me the way to the food shop, please? **b**

Give directions

- a Yes, of course. Go along this road. It's after the hospital. It's on the right. It's on a corner.
- b Yes, of course. Go along this road. It's after the mosque and the clothes shop. It's on the left. It's on a corner.
- c Yes, of course. Go along this road. It's on the right. It's next to the cinema.
- d Yes, of course. Go along this road. It's on the left. It's next to the mosque. It's opposite the hospital.

5 Work in pairs. Ask for and give the directions in activity 4.

1 Work in pairs. Look at the pictures. What are they?



Now find them on the map on page 24.

2 Listen and follow the directions. 35

Answers: 1 book shop 2 hospital 3 restaurant

3 Listen and repeat. 36

اذهب على طول هذا الطريق

Go along this road.	يميناً	انه على	اليمين	right.	next to the ...
Go straight ahead.	Turn	right.	It's on the	left.	It's
اذهب مباشرة الى الامام	انعطف	left.	الزاوية	corner.	opposite the ...
	يساراً				

بجانب
بالقرب من
مقابل

4 Work in pairs. Ask for and give directions.

Look at the map on page 24. You are both at the bus station.

Can you tell me the way to the cinema, please?

Yes, of course. Go along this road. It's on the right. It's opposite the mosque.

Can you tell me the way to the ..., please?

Yes, of course. ...

1 Match the words with the meanings from a dictionary.

اولا **first** ثم **next** بعد ذلك **(then)** اخيرا **finally**

Using a dictionary: how to use words

<u>finally</u> as the last thing to do or say _____, close the door and go home.	<u>next (then);</u> something that comes after another one What did you do _____?	<u>first</u> before you do something else _____, let's say hello.
---	--	---

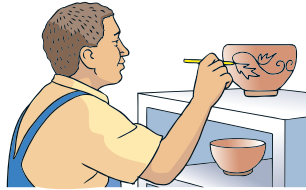
2 Read and think.

Writing skills: First, next, then, finally

When we want to show the order of things we can use *first, next, then, finally*.




First, you use clay to make the plate or bowl.



Next you think what colours and patterns to use.



Then you paint your patterns.



Finally, put your bowl in an oven to finish it.

3 Complete. Use first, then, next, finally.

I'll show you on a map. First _____, go along this road. Go past the mosque. Then/Next turn left at the corner. Next/Then pass the food shop on the right. Finally _____, you will see the restaurant on the right.

4 Choose a place and write directions using the map on page 24.

Excuse me. Can you tell me the way to the _____, please?

Of course. _____

Excuse me. Can you tell me the way to the _____, please?

Now ask and answer questions about directions.

5 Give directions from your school to two places in your town or city.

- Draw a simple map. Write on it the school and the two places.
- Imagine a visitor wants to go from the school to the two places. Write the visitor's questions: *Can you tell me the way to ...*
- Write the directions for each. Start: *Of course. First, go out of the school ...*

1 Work in groups.

- Choose the craft you are going to write about.
- Think of what you know about it.

Unit task: Writing about one Palestinian craft

2 Listen and complete the sentences. Check your spelling.



- 1 Furniture made from wicker comes from Gaza.
- 2 Soap made from olive oil comes from Nablus.
- 3 You can buy blue vases made from glass from Hebron.
- 4 In Bethlehem they make things from wood.
- 5 Artists paint plates with beautiful patterns in Jerusalem.

3 Listen and say the sentences.



4 Work in the same groups. Prepare to write about one Palestinian craft.



- Your first sentence should name the craft and say where it is from.
Soap made from olive oil comes from Nablus.
You can see men make lovely things from wood in Bethlehem.
- Write a few sentences to describe the craft and what the craftsmen do.
They use wood from the olive tree.
This craft has a history of 1500 years.
- Find or draw some pictures of the crafts you wrote about.

5 Read and check.

- Read carefully what you have written. Check for spelling and other mistakes.
- Rewrite your work neatly.

6 Present your work to the class.

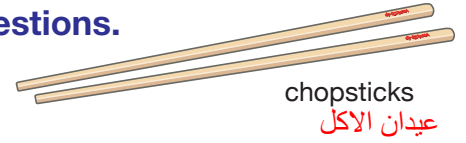
1 Listen and repeat the words.  38

لذيذ مجلة يقدم وجبة يطلب عصا لذيذ جرسون
delicious magazine meal offer order stick tasty waiter

Word formation:
طعم صيني
taste – tasty China – Chinese

2 Work in pairs. Look at the picture and answer the questions.

- 1 What are they? chopsticks
- 2 Where do people use them? in China
- 3 Can you use them?





3 Listen and answer the questions. 


Word formation:
يطبخ/طباخ 39
cook – can be a verb or a noun


4 Listen and read. Underline the words from activity 1. 


Mira visits her friend Layla. It's Mira's birthday and she wants to invite Layla to go out for a meal.


 It's my birthday tomorrow. Do you want to go to a restaurant for a meal with me and my parents?


 A new one. It's called The Great Wall. The cook is Chinese.


 Yes, it's delicious! They cook the meat and vegetables very quickly. They use a lot of onions and garlic. It's very tasty!


 It'll be OK. The waiter will offer us a knife and fork.


 That will make it fun – we won't know what we are going to eat. It's good to try something different.

 Great! Which restaurant?

 Oh, I've never eaten Chinese food before. Have you?

 But don't they eat with long sticks? I can't do that! The food will go all over the table.

 I hope the menu isn't in Chinese. I won't know what to order.

 I agree. They do a lot of things differently in China. I saw something in a magazine about table manners in China. I'll show it to you.

5 Work in pairs. Act out the conversation in activity 4.

Everyday English

It's delicious!

It's very tasty!

I can't do that!

1 Listen and circle the words you hear. 40

5 3 7 4 2 1 6
delicious magazine meal offer order stick tasty waiter

Which word didn't you hear?

2 Read and circle the correct words.

- 1 It's my birthday. Let's go out for a **meal** / restaurant.
- 2 When we get to the restaurant we must order food from the **magazine** / **waiter**.
- 3 The waiter will **order** / **offer** us a knife and fork.
- 4 I like this food – it's really **delicious** / dangerous.
- 5 Food that is not **tasty** / **meat** is not nice. I don't like it.

3 Complete the sentences with words from activity 1. Then match the sentences with the pictures.

- 1 Would you like to come for a meal at our house? **c**
- 2 This food looks delicious – what do you want to order? **a**
- 3 I love to read magazines about music and singers. **c**
- 4 My grandfather uses a stick made of wood to help him walk – it is much bigger than the ones they eat with in China! **d**
- 5 This meal is delicious – we must come back to this restaurant again. **b**



4 Listen and check your sentences. 41

5 Read the conversation on page 28 again and answer the questions.

- 1 Why does Mira invite Layla to the restaurant? **it is her birthday**
- 2 Does Mira like Chinese food? How do you know? **yes, she says it is delicious**
- 3 What will the girls use to eat with in the restaurant? **a knife and a fork**
- 4 What is Layla going to show Mira? **a magazine**
- 5 Do you like to eat food from different countries?

1 Listen and repeat the words. 42

مقبول	يعتبر	فارغ
acceptable	consider	empty
لكن	however	impolite
طبيعي	normal	raise
	يرفع	يبقى
		remain

Word formation:
 يقبل accept – acceptable
 مؤدب polite – impolite

acceptable=normal

2 Work in pairs. Talk about these questions.

- 1 How important are table manners?
- 2 What are the most important table manners in Palestine?


3 Listen and read. Answer the questions about the passage. 43

- 1 This passage talks about a country. Look quickly – which country? **China**
- 2 How many times is the name of the country in the passage? **4 times**
- 3 What helps you to find the word in the passage? **the capital C**

If you think food is **just** about eating – think again! **What** we eat is **boring** and important but so is **how** we eat it. **exciting**

Table manners are different in different places – but most different in **same/similar** China! Here are a number of examples:

- In most parts of the world, plates and bowls should remain on the table. People **lift** raise the food from **their** plate to their mouth. However, in China **they** raise rice bowls to the mouth. **stay** **but**
- In some countries people think it is impolite to make a noise when you are eating. However, in China people consider it **normal** to **produce** make a noise when you drink soup. **rude**
- In most countries it is **strange** normal to finish all the food on your plate to show you like **it**. However, in China it is polite to leave **some** food on your plate. This shows you are **hungry** full. If you empty your plate, people will think you are still hungry and **they** will **take** give you more. **less**



Chinese people raise bowls to their mouths when eating rice.

4 Read and tick the true sentences. Then correct the false sentences.

- 1 Table manners are not the same in all parts of the world.
- 2 In China, it is normal for rice bowls to remain on the table when eating.
- 3 It is acceptable to make noise when you eat in many countries.

5 Read and answer the questions.

- 1 What does it mean if you finish your food in most countries? **that you like it**
- 2 What does it mean if you finish your food in China? **you are still hungry and you want more**

6 Work in pairs. Read the passage aloud.

1 Listen and number the words in the order you hear them. 🎧 44

acceptable consider empty however impolite normal
raise remain

Which words didn't you hear?

2 Read and circle the correct words.

- 1 It is **polite** / **impolite** to use the table manners of the country you are in.
- 2 Do you think it is **acceptable** / **empty** to talk with your mouth full?
- 3 We haven't all finished yet – please **acceptable** / **remain** at the table.
- 4 In some countries people hold a fork in their right hand. **However** / **Because** in other countries it is **normal** / **delicious** to hold it in the left hand.
- 5 I can't speak Chinese. How will I **order** / **consider** food in a Chinese restaurant?
- 6 What do you **order** / **consider** to be good manners?

3 Complete the sentences with words from activity 1. Then match the sentences with the pictures.

- 1 The children were very hungry – all their plates are empty. **c**
- 2 When you have finished eating, I want you to remain in your seats. **b**
- 3 In some countries it is acceptable to eat with your hands. However in other countries it is not.



4 Listen and repeat. 🎧 45

Do you want to eat? Then take a seat.
How do you feel? Would you like a meal?
Please don't argue – just read our menu.
Our ice cream with rice
Is really very nice,
Or the chocolate on fish
Is more than you could wish,
And the lemonade salad
Is better than not bad.
So tell me your favourite dishes,
We'll make whatever your wish is
Here at the Restaurant Delicious.

Pronunciation: Rhyme
We say words which end in the same sound **rhyme**, e.g. *cat, hat, flat*.

5 Listen and say. Which words in the poem rhyme? 🎧

eat – seat; feel – meal; argue – menu; rice – nice; fish – wish; salad – bad; dishes – wish; is – delicious

6 Work in pairs. Read the poem aloud.

1 Work in pairs. Look at the pictures of people talking about food. What do you think they are saying?



2 Listen and put the conversation in the correct order.  **46**

- Mira:** Yes, please. It looks good.
Layla: I'm sorry but I don't like it.
Aunt Alia: Would you like to try this?
Mira: I like it. It's delicious.
Salim: No, thank you. It doesn't look nice.
Layla: Thank you. I'll try some.

- | |
|---|
| 2 |
| 6 |
| 1 |
| 5 |
| 4 |
| 3 |

الملتقى التربوي
www.wepal.net

3 Work in groups of four. Act out the conversation in activity 2.

4 Read and match.

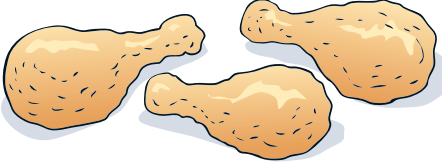

- | | |
|-----------------------------------|--|
| 1 You offer food: d | a It doesn't look nice / good. |
| 2 You want to try: b | b It looks good / nice / interesting. |
| 3 You don't want to try: a | c It's awful / terrible. or It doesn't taste good / nice. |
| 4 You like it: e | d Would you like / Do you want to try this? |
| 5 You don't like it: c | e It's delicious / tasty / excellent / amazing. |

5 Complete the conversations. Use words from activity 4.

- 1 **A:** Would you like to try this?
B: Yes, please. It looks good.
A: Do you like it?
B: Yes, it's tasty.
- 2 **A:** Would you like to try this?
B: No, thank you. It doesn't look nice
- 3 **A:** Do you want to try this?
B&C: Yes, please. It looks nice.
A: Do you like it?
B: I like it. It's delicious.
C: I don't like it. It doesn't taste good.

6 Work in groups of three. Read your conversations aloud.

1 Work in pairs. Look at the menu and tell each other what you would like to eat.

<p>Chicken</p>  <p>+</p> <p>tomato salad green salad</p>	<p>Menu</p>	<p>Fish</p>  <p>+</p> <p>potatoes rice olives</p>
<p>Desserts</p> <p>melon fruit salad ice cream</p>		<p>Drinks</p> <p>lemonade orange juice tea coffee</p>

2 Read the conversation in the restaurant. What do you think the missing words are?

Waiter: Can I help you?

Jamal: Yes, please. I'll have chicken.

Waiter: Do you want anything with that?

Jamal: Yes, I'll have potatoes and a tomato salad.

Waiter: Would you like a dessert?

Jamal: Some ice cream, please.

Waiter: And to drink?

Jamal: I'll have some orange juice.

Waiter: OK, that's chicken with tomato salad and potatoes then ice cream and some orange juice.

Jamal: That's right. Thank you.



3 Now listen and complete the conversation. What does Jamal want to eat?

4 Work in pairs. Act out the conversation in activity 2.

5 Work in pairs. Ask for and give orders in a restaurant.

Can I help you?

Do you want anything with that?

Would you like a dessert?

Would you like a drink?

I'd like ...

I'll have ...

1 Read the dictionary entries. Then find the two sentences which are true.

but conjunction

a word we use to introduce a different idea

*The food is tasty **but** I don't want more.*

*I like rice **but** I prefer potatoes.*

however conjunction

a word we use to add something different

*The food is tasty, **however**, I don't want more.*

*I like rice and potatoes, **However**, I prefer bread.*

punctuation marks

- 1 Both **but** and **however** can introduce a different idea.
- 2 We usually use **but** in the middle of a sentence.
- 3 We can use **however** at the beginning of a sentence or in the middle.

Writing skills: joining ideas with *however*

2 Put sentences from A and B together. Join them with *however*.

A

- 1 Most people leave their plate or bowl on the table when they eat. 3
- 2 I want to go to a Chinese restaurant. 2
- 3 We ordered fish and rice. 4
- 4 I always drink tea with my breakfast. 1

B

- 1 My mother prefers coffee.
- 2 My mother doesn't like Chinese food.
- 3 In China it is normal to raise bowls to mouths.
- 4 You gave us fish with potatoes.

3 Listen and check your sentences.



48

4 Now write the sentences. Use *However*.

- 1 Most people leave their plate or bowl on the table when they eat. However, in China it is normal to raise bowls to mouths.

Writing skills: using a comma after *However*

5 Work in groups. Think and write sentences about table manners in Palestine.

- Make a list of what you think are the important table manners in Palestine.
- Think of a good sentence to start your passage.
Table manners are important when you eat.
- Write more sentences together.
First, make sure you wash your hands before you eat.



1 Work in groups of three.

- Think of what sort of food the restaurant sells.
- Think of a name for the restaurant.

Unit task: Writing a short conversation 'In a restaurant'

2 Listen and complete the sentences. Check your spelling. 49

- 1 Welcome to the Al Quds Restaurant.
- 2 This is the menu and I'll come back soon to take your order.
- 3 I'll have chicken and salad, please.
- 4 Can I get you any drinks?
- 5 This food is delicious.

3 Listen and say the sentences.

الملتقى التربوي
www.wepal.net

4 Work in the same groups of three. Write your conversation.

- The waiter welcomes the people.
Waiter: Welcome to the ... Restaurant.
- The people reply.
A: Thank you. We want a table for two people, please.
- The waiter gives the menu.
Waiter: This is the menu and I'll come back soon to take your order.
- The customers look at the menu.
- Continue the conversation.

5 Work in the same groups of three. Prepare to perform your conversation.

- Read the conversation together. Practise your pronunciation.

6 Perform your conversation for the class.



1 Work in pairs. Look at the pictures. What do you think the people are saying?

2 Listen and answer the questions.



- 1 Which two places do James and Helen want to find? **a restaurant and a gift shop**
- 2 Are they enjoying their visit? **probably, yes**



James and Helen are visiting Ramallah.

James: Excuse me, is there a restaurant near here?

Othman: Of course. The Olive Tree Restaurant is excellent. Go straight along this road. Then turn right at the bank. Go along that road for a bit and you'll see the restaurant on the left.

James: Thank you.

Othman: You're welcome.



Waiter: What would you like?

Helen: I'll have fish and rice, please.

James: And I'll have chicken and potatoes.

Waiter: What would you like to drink?


James: A lemonade and an orange juice, please.

James: You're enjoying that fish, aren't you?

Helen: It's delicious! They used lots of garlic and olive oil which I like.

James: My chicken was very tasty too.

Helen: It was an excellent meal!



James: Where can we go now?

Helen: I want to find a gift shop. Everyone says there is a good choice of gifts to buy here.

James: I saw a good one this morning. It's near the mosque. It won't take long to walk there.



3 Read and answer the questions.

- 1 Is the restaurant near the bank or the mosque? **near the bank**
- 2 What does Helen eat? **fish and rice**
- 3 What do they drink? **orange juice and lemonade**
- 4 How do you know they enjoyed the meal? **they say 'It was an excellent meal!'**
- 5 Is the gift shop a long way from the restaurant? **no, James says, 'It won't take long to get there.'**
- 6 Which is the best title for the passage.
a A good meal **b** Visiting Ramallah c Where shall we go now?

4 Work in groups. Act out the conversation in activity 2.

1 Read page 36 and tick the true sentences. Then correct the false sentences.

- 1 After the bank, the restaurant is on the right.
- 2 Helen likes food cooked with olive oil and garlic.
- 3 James didn't enjoy his meal.
- 4 The waiter says there is a good gift shop near the restaurant.
- 5 James has seen the gift shop before.

- says, 'It won't take long to get there.'
-
- James did enjoy his meal.
- James says there is a good gift shop near
-

2 Work in pairs. Read page 36 and find and say in the conversation:

- the directions to the restaurant **Go straight along this road. Then turn right at the bank. Go along that road for a bit and you'll see the restaurant the left.**
- the food order **fish and rice, chicken and potatoes, a lemonade and an orange juice**
- a question-tag question **You're enjoying that fish, aren't you?**
- a report of what someone else says. **Everyone says there is a good choice of gifts to buy.**

Correction competition: You get one point for every correct tick or cross. You get two points for every incorrect sentence that you correct.

3 Work in pairs. Tick (✓) the correct sentences and put a cross (X) next to the incorrect sentences.

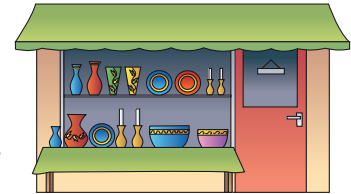
- 1 This fish is delicious, isn't it?
- 2 You will wait, will you? **won't you**
- 3 Many people say this restaurant is excellent.
- 4 Samir says **he** can't come with us to the restaurant.
- 5 Excuse me, **is there** a restaurant near here?
- 6 Can you tell me the way to the gift shop, please?
- 7 Would you like to try this?
- 8 I need chicken and rice with a salad, please. **I'll have**

الملتقى التربوي
www.wepal.net

Now correct the incorrect sentences.

4 Complete the sentences.


- 1 Helen and James went from the restaurant to the gift shop.




- 2 First, they looked at a jug.



- 3 Then they looked at a vase made from glass.



- 4 Next they looked at some small animals made from wood.



- 5 Finally, they bought a plate with beautiful colours and patterns.



1 Complete the conversation with words from the box.

children choice corner delicious find out meal problem
radio remain spend traffic wait

James: I heard on the radio about a new restaurant. I can't wait to find
out what kind of food they cook. Do you want to go?

Helen: Where is it?

James: It's on the corner near the cinema.

Helen: I don't like that place. It's very busy there.

James: Well, what else can we do?

Helen: We have a choice – we can sit in a taxi in the traffic or we can remain
here and spend time with the spend.

James: What will we eat here?

Helen: That's not a problem. I'll cook a meal. It'll be delicious.

2 Listen and check your sentences.

3 Work in pairs. Act out the conversation in activity 1.

4 Work in pairs. Ask and answer. Then write your conversation.

- You want to go out to a restaurant.

Do you want to ...?

Yes, ...

- You are in the restaurant. You are ready to order.

What ...?

I'll have ...

- You are in the restaurant. You are having a good meal.

Are you enjoying ...?

Yes, ...

- You have finished your meal.

Where can we go now?

...

Now write your conversation.


1 Work in pairs. Complete the crossword puzzle.

Across

- 2 someone who is kind wants to help and make people happy
3 you use it to find your way map
5 another word for *big* large
6 the opposite of *tidy* untidy
10 new: the opposite of *ancient* modern
11 something that tastes good is tasty
12 a hundred years century

Down

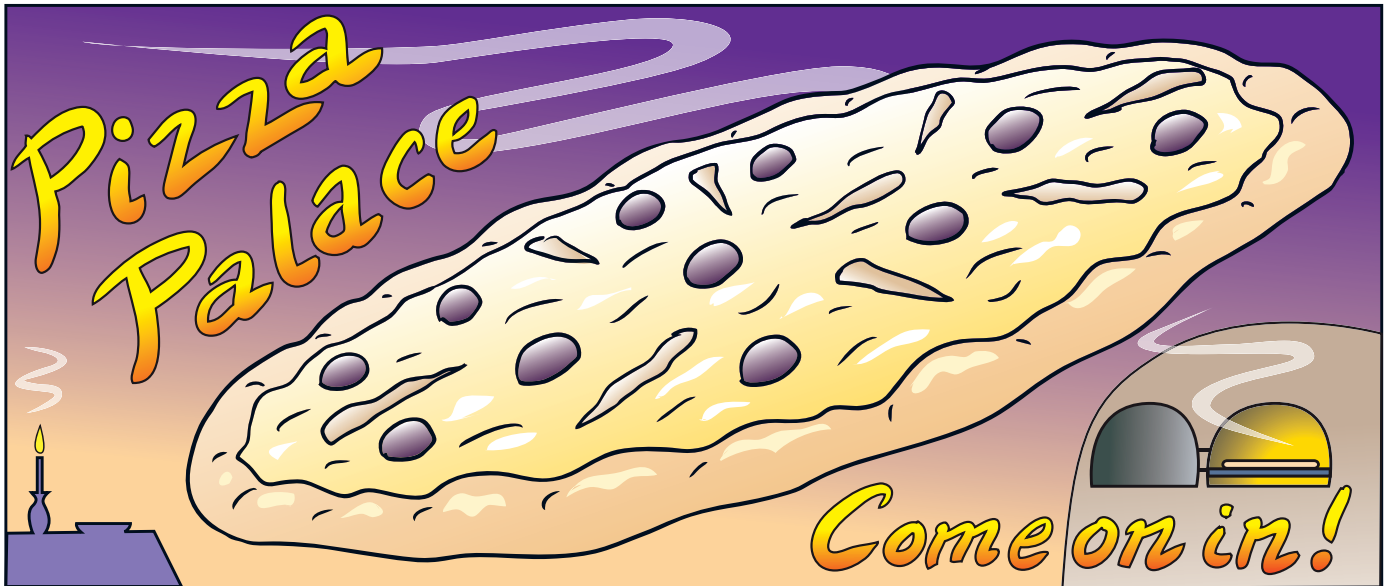
- 1 you use it to go over a river bridge
4 something in the air, water, etc. that is dirty and dangerous bridge
7 you use this word when you come to the last thing finally
8 the opposite of *beautiful* ugly
9 ten years decade



Revision task: make a poster

2 Work in groups. You are going to open your own restaurant.

- What sort of food will you cook and sell?
- What will you call your restaurant?
- Write a menu. You can draw pictures of food on it. (See the menu on page 33.)
- Make a poster to tell people about your restaurant.
- Show your menu and poster to the class. Make them want to visit your restaurant.



3 Choose a poem from Units 10–13. Work in pairs and read aloud.

1 Listen and repeat the words and expressions.



52

ابنة daughter تصميم design تطريز embroidery ينوي intend ينقل pass on الماضي past
skills soft wonderful
مهارات ناعم رائع

Word formation:

embroidery (noun) تطريز
embroider (verb) يطرز
embroidered (adjective) مطرز

2 Work in pairs. Look at the pictures and answer the questions.

- 1 What are the girls looking at? **an embroidered dress**
- 2 What do you know about dresses like this?

3 Listen and answer the questions.



53

4 Listen and read. Underline the words from activity 1.



Sophie: I promised to buy my mother a traditional gift. Can you help me, Mona?

Mona: Of course Sophie, what about some olive oil soap from Nablus. It will make her skin soft.

Sophie: No, I don't want soap. What about a dress?

Mona: I can show you some great ones.

Sophie: I love that dress. I'm going to buy it.

Mona: The embroidery is beautiful, isn't it?

Sophie: Yes, the colours and patterns are wonderful.

Mona: I want to make dresses like that.

Sophie: Do all girls learn to embroider in Palestine?

Mona: No, not now. In the past they did. Mothers passed on their skills to their daughters.

Sophie: Will your mother teach you?

Mona: Sadly, she never had time to learn.

Sophie: Who will teach you?

Mona: I intend to ask my grandmother. She learnt when she was a girl. She knows many designs.

Sophie: That's so interesting! I want to learn more.

Mona: Then come with me to see my grandmother. She'll help us.



5 Work in pairs. Act out the conversation in activity 4.

Everyday
English

Can you help me?

I love that dress!

That's so interesting!

1 Listen and circle the words and expressions you hear. 🎧 53

7 daughter 5 design 6 embroidery 2 intend 1 pass on 4 past 3 skill 8 soft wonderful

Which word didn't you hear?

2 Read and circle the correct words.

- 1 When I have some money I pass on / intend to buy a traditional dress.
- 2 Mothers teach their daughters / design traditional skills.
- 3 The design / embroidery on this vase is beautiful.
- 4 We learnt about traditional clothes at school – I think they're wonderful / soft.
- 5 It was usual in the past / pass on for old people to past / pass on skills to their children.

3 Complete the sentences with words from activity 1. Then match the sentences with the pictures.

- 1 Mona's grandmother can embroider with great skill. e
- 2 I want to learn a lot about embroidery so I intend to do a lot of work. b
- 3 I like the design of that modern building – it looks good. c
- 4 The family has had that house for a long time – they pass it on from parents to children. a
- 5 People don't make many clothes now. They made more in the past. d

a



b



c



d



e



4 Listen and check your sentences. 🎧

5 Read the conversation on page 40 again and answer the questions.

- 1 Why does Mona suggest olive oil soap as a gift for Sophie's mother? *it will make her skin soft*
- 2 What does Sophie like about the dress? *the colours and patterns*
- 3 When did mothers teach their daughters to embroider? *in the past*
- 4 Why can't Mona's mother teach Mona to embroider? *she never had time to learn it*
- 5 Why does Mona invite Sophie to visit her grandmother? *to learn about embroidery*

1 Listen and repeat the words and expressions. 

يدخل introduce
يخترع make up
معنى meaning
حامل pregnant
start up
strengthen
style
therefore
يبدا
يقوي
طراز
لذلك

Word formation:
strong – strength – strengthen
قوي قوة يقوي

2 Work in pairs. What do you know about traditional embroidery in Palestine?

3 Listen and read. Then answer the questions.  57

- How many paragraphs does the passage have? 5
- Each paragraph is about something different (a different topic). Read the passage and write the number of the paragraph.

- 2 village designs
5 recent changes
3 different dresses for different times of life
1 history
4 patterns and colours



Embroidery in Palestine has a history of more than 4000 years. For many centuries, women met to talk and embroider dresses after work. ^{قرية} Each village had its own design. ^{عرف} Therefore, people knew where a **woman** came from by looking at ^{النظر} **her** dress. Mothers passed on their skills to their daughters. ^{before}

Women had ^{various} different dresses for different times of life. For example, there were different dresses for a young wife, a pregnant woman and a mother. ^{death}

The embroidery at the front of a traditional dress has patterns of fruit, trees, flowers or birds. The colours also have a meaning. Green shows things growing, ^{النباتات} yellow shows the harvest and brown shows the ^{الحصاد} earth. ^{الأرض}

Recently, Palestinian women have strengthened their traditional embroidery. ^{old} New places of work have started ^{began} up. The **women** here use the old designs but **they** make up new **ones** too. **They** have introduced a modern style. ^{finished} **They** ^{buy} sell **their** beautiful embroidered dresses all over the world. ^{ancient}

4 Read and tick the true sentences. Then correct the false sentences.

- Women had different dresses for different times of the day.
- The colours in the dresses have a meaning.
- Women don't embroider dresses today.

5 Read and answer the questions.

- How did girls learn to embroider in the past? **They learnt from their mothers.**
- What is the difference between traditional dresses and the embroidered dresses made today? **The dresses today have a modern style.**

6 Work in pairs. Read the passage aloud.

1 Listen and number the words in the order you hear them. 58

introduced 1 make up 5 meaning 4 pregnant started up 2
strengthened style 3 therefore 6



Which words didn't you hear?

2 Read and circle the correct words.

- 1 My mother introduced / strengthened me to embroidery when I was young.
- 2 I really like the make up / style of your clothes.
- 3 She is eight months meaning / pregnant so the baby will be here soon.
- 4 I don't understand the meaning / therefore of this word.
- 5 We have to make up / start up a story for homework today.

3 Complete the sentences with words from activity 1. Then match the sentences with the pictures.

- 1 The women have introduced new ideas to help old traditions. **d**
- 2 That building was dangerous – they have strengthened it. **e**
- 3 My mother is pregnant – I'm going to have a new brother or sister. **b**
- 4 I love stories – I make up stories to tell my brothers and sisters. **c**
- 5 A businessman has started up a new business near the mosque. **a**



Pronunciation: Rising and falling voice in questions with *or*. When we ask a question with *or*, our voice rises before *or* and falls after.

4 Listen and repeat. 59

What did Sophie promise?
What does she intend to do?
Will she buy the lovely dress
Or make one instead?
What did Mona say?
What does she intend to do?
Will she help friend Sophie
To learn to embroider too?

5 Listen and say. 60

- 1 Will she buy the lovely dress *or* make one instead?
- 2 Would you like tea *or* coffee?
- 3 Is that a traditional design *or* a modern one?
- 4 Is that dress for a young wife *or* a mother?

6 Work in pairs. Read the poem aloud.

1 Listen and read. Then complete the rule.  61



When we are sure we want to do something, we use going to or intend to + verb.

2 Think and write. Make a list of five things you intend to do, see or buy.

My intentions

- 1 _____
- 2 _____
- 3 _____
- 4 _____
- 5 _____

3 Work in pairs. Tell each other your intentions.



going to
intend to + infinitive
promise to

الملتقى التربوي
www.wepal.net

4 Listen and read.  62



5 Work in pairs. Ask and answer the questions.

Has anyone promised to buy or do anything for you?

What have you promised to do for other people?

What did they promise to buy or do?

Did you keep your promises?

Did they keep their promise?

Grammar: intentions and promises
For **intentions:** use *going to* or *intend to* + verb
For **promises:** use *promise to* + verb


1 Work in pairs. Look at the pictures and answer the questions.

- 1 What are they?
- 2 Which one would you like to have the most? Why?

dress



dictionary



mobile phone;



video game



2 Listen and answer.  63

- 1 What gift did the father intend to buy? **dictionary**
- 2 Which gift does the father promise to buy? **pho**

الملتقى التربوي

www.wepal.net

3 Listen again and answer the questions. 

- 1 What does the boy want the most? football video game
- 2 Will his father buy it? No
- 3 What two things does the boy say he needs? a phone and an English dictionary
- 4 Why did the father intend to buy a dictionary? because his teacher wants the boy to have it
- 5 Why won't the father buy the video game as well? because three things is too many

4 Read and think. Imagine you have one million dollars.

- What will you buy and do?
- What will you do and buy for other people?

5 Work in pairs. Ask and answer questions about what you will do with the money. **Speaking**

What do you intend to do with the money?

I intend to ...

What do you promise to do for other people?

I promise to ...

1 Look at the dictionary entries and answer the questions.

All three words are part of the same word family.

embroider *verb*
to decorate cloth with a design of coloured stitches *The women **embroider** dresses after work.*

embroidered *adjective* decorated with a design of coloured stitches *The dresses have an **embroidered** front.*

embroidery *noun*
a design of coloured stitches on cloth *Palestinian **embroidery** has a long history.*

1 Which one is a noun?

embroidery

2 Which one is a verb?

embroider

3 Which one is an adjective?

embroidered

strengthen

introduce

intend

mean

meaningful

strong

intention

meaning

introduction

strength

2 Join up words from the same word family. Answers: strengthened – strong – strength; intention – intend; introduce – introduction – meaningful; meaning – mean

Writing skills: using *therefore* and *however*

Therefore is used to develop or conclude an idea.

However is used to add an opposing or contrasting idea. A comma is often used after *therefore* or *however*.

3 Complete the sentences with *therefore* or *however*.

- Many Palestinian women embroidered well in the past. Therefore, Palestinian embroidery was famous. However, not so many women embroider today.
- I haven't eaten today, therefore I'm hungry.
- I haven't eaten today, however, I'm not hungry yet.
- My father is ill, therefore he didn't go to work today.
- My mother is also ill. However, she went to work.

4 Read what Khalid wrote. What does he intend and promise to do?

With a million dollars I intend to build my family a new house. I also intend to buy my father a car. We are going to have a great family holiday.

I promise to help the poor. I will give a lot of the money to others. I promise I won't keep the money for myself.

5 Write sentences about the intentions and promises you talked about in activity 5 on page 45.

Answers: he intends to build a new house for his family, buy a new car for his father and have a holiday with his family; he promises to help the poor and give money to other people

1 Work in groups. Talk about what the dress looks like (design, style, colours).



2 Listen and complete the sentences. Check your spelling.



64

- 1 I've seen a wonderful traditional dress.
- 2 It has beautiful embroidery.
- 3 The colours are wonderful.
- 4 Mona knows about the history of the embroidery.
- 5 The colours and designs have a meaning.

3 Listen and say the sentences.



4 Work in pairs. Write a letter to Sophie's mother.

- Look at page 18 to help you to write the letter.
- Include
 - The address (*20 Almanara Street, Ramallah*)
 - Today's date
 - *Dear Mum*
 - Paragraph 1: tell her that you are well
 - Paragraph 2: tell her about the dress
 - Paragraph 3: tell her you can't wait to see her
 - An end to the letter and your name (*Sophie*)

5 Show your letter to other pairs. Look at the letters they have written.

- Can you see any mistakes?
- Can you see how you could make your letter better?

6 Work on your own. Rewrite your letter neatly.



65

1 Listen and repeat the words and expressions.

بالرغم من although كاميرا camera داخل inside مايكروفون microphone خطأ mistake خارج outside مكالمة مع فيديو video call يقلق worry

2 Work in pairs. Look at the picture and answer the questions.

- 1 What are the people doing? **making a video call**
- 2 Have you ever made a video call? If so, tell the class about it.
 - Who did you talk to?
 - What did you talk about?

3 Listen and answer the questions.



66

4 Listen and read. Underline the words in activity 1.



Majed wants to speak to his father. However, his father is working in the United States so he makes a video call. First he turns ^{يشغل} on the computer and then he turns on the microphone.

Majed: Hello Dad. I can see you well, can you see me?

Father: No, Majed. There's a ^{مشكلة} problem. I can hear you very well but I can't see you.

Majed: Sorry – I made a mistake! I didn't turn on the camera. Can you see me now?

Father: Yes, that's good. How are you, Majed? How's your mother?

Majed: We're all well – and you?

Father: I'm fine although the weather ^{الجو} is very bad here. There are terrible winds, rain and snow outside but I'm warm inside the house. Tell your mother that I'm well. She'll worry when she hears about the weather. ^{يسمع}

Majed: I'll do that.

Father: Are you doing well at school?

Majed: Yes, we are doing work on communications ^{الاتصالات} now. We're learning about modern communications – home phones, mobile phones, computers and things like that.

Father: Very good – so this video call is a good example of modern communications.

Majed: Yes, I know. This is part of my homework!



5 Work in pairs. Act out the conversation in activity 4.

Everyday
English

Sorry – I made a mistake!

We're all well – and you?

... and things like that

1 Listen and circle the words and expressions you hear. 🎧 6/

4 7 2 5 1 6 3
although camera inside microphone mistake outside video call worry

Which word didn't you hear? **outside**

2 Read and circle the correct words.

- 1 There is no need to **mistake** / **worry** about me because I'm fine.
- 2 Alena is ill **although** / **outside** she is now getting better.
- 3 Buying this phone was a **video call** / **mistake** – it doesn't work very well.
- 4 It's raining **outside** / **inside** so let's play video games.
- 5 I can't hear you! Will you turn the **microphone** / **camera** on, please?

3 Complete the sentences with words from activity 1. Then match the sentences with pictures.

- 1 I made a **mistake** – I called the wrong number. **d**
- 2 The dog is **inside** the house – in the kitchen. **c**
- 3 To make a video call you need a **camera** for the picture and a microphone for the words. **b**
- 4 My friends are already **outside** – can I go, please? **a**



4 Listen and check your sentences. 🎧 68

5 Read the conversation on page 48 again and answer these questions.

- 1 What does Majed do before he can start the video call? **First he turns on the computer and then the ...**
- 2 What is Majed's mistake? **He doesn't turn on the camera.**
- 3 How is Majed's father? **He is fine**
- 4 Why will Majed's mother worry about his father? **because the weather is very bad**
- 5 What does Majed tell his father about school? **he is doing well and learning about modern communications**

الملتقى التربوي
www.wepal.net

1 Listen and repeat the words.  69

يسمح allow اخر another يبقى keep شبكة network يستقبل receive ثورة revolution ساتالايت satellite عدة/متعدد several

2 Work in pairs. Look at the pictures and answer the questions.

- 1 Can you name them?
- 2 What do you use them for?

3 Listen and read. Make a list of the ways to communicate in the passage.  70





Palestinian people live all over the world. However, modern communications allow us to keep in contact. ^{دولة} ^{على اتصال}

A hundred and fifty years ago, there were no phones and no email. It took weeks to send a ^{message} to another country. And then it took several weeks to receive an answer. The telephone changed that. ^{جواب} ^{غير} ^{not many}

The mobile phone allowed a second revolution in communications. Millions of people are now on the world's telephone network. With a modern mobile phone **they** can talk, send text messages, send or receive emails or use the Internet. ¹

However, the mobile phone network does not work at the top of mountains or out at sea. Sometimes **it** won't work outside of towns and cities. Satellite phones use satellites in outer space so **they** will work anywhere. ^{القضاء}

Video calls bring people's faces into our home. ^{وجود} ^{house} **These** use the Internet so all we need to do is put a small camera and a microphone on a computer. ²

4 Read and tick the true sentences. Then correct the false sentences.

- 1 The first revolution in communications was the mobile phone.
- 2 Mobile phones will work anywhere.
- 3 Satellite phones do not use the mobile phone network.

5 Read and answer the questions.

- To talk, send text messages, send or receive emails and use the Internet.
- 1 What do people use their mobile phones for?
 - 2 What do you need to make a video call? **a small camera and a microphone**

6 Work in pairs. Read the passage aloud.

1 Listen and number the words in the order you hear them. 7/112

allow another keep network receive revolution
satellite several

Which words didn't you hear? **revolution, satellite, keep**

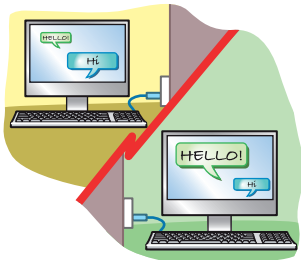
2 Read and circle the correct words.

- 1 There has been a revolution / satellite in the way we communicate in the last 25 years.
- 2 The teacher received / allowed us to use the computer today.
- 3 The Internet is a satellite / network of computers all communicating with each other.
- 4 There are several / another emails waiting for you to read.
- 5 Can I have several / another phone, please? My old one isn't working.

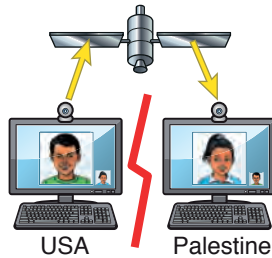
3 Complete the sentences with words from activity 1. Then match the sentences with the pictures.

- 1 I can receive emails on my new phone.
- 2 The video call from the United States went to a satellite before we received it here.
- 3 The Internet is a huge network of computers all over the world.
- 4 I am going to keep this old computer – I don't want a new one.

a



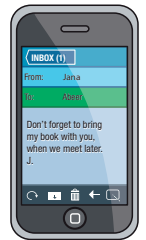
b



c



d



4 Listen and repeat.

You have to get up.
I don't want to get up.
You must get up.
I don't want to get up.
You've got to get up.
I don't want to get up.
You're up! You're up!
Good morning. Good morning.
You have to go to bed.
I don't want to go to bed.
You must go to bed.
I don't want to go to bed.
You've got to go to bed.
I don't want to go to bed.
You're in bed! You're in bed!
Goodnight. Goodnight.

Pronunciation: Joining words
When we speak quickly words join together
and some letters aren't heard.

5 Listen to the underlined letters and words.

Repeat the sentences. 

- 1 You have to get up.
- 2 I don't want to get up.

6 Work in pairs. Chant the poem aloud.

1 Read and think. Then complete the activities.

I **must** make a video call to my father.

I **have to** do my homework.

He **must** get up now.

He **has to** go to school.

- 1 Do *must* and *have to* have **a** the same meaning, or **b** opposite meanings?
- 2 Complete the table with the correct forms of *have to*.

I / You / We / They	<u>have to</u>	go now.	He / She / It	<u>has to</u>	go now.
---------------------	----------------	---------	---------------	---------------	---------

2 Work in pairs. Write three school rules using *have to*.

- 1 You have to _____
- 2 _____
- 3 _____

3 Read and think. Then complete the sentence.

- 1 The opposite of *have to* is don't/doesn't have to

4 Read and complete. Use *don't have to* or *doesn't have to* + the verb from the question.

I **don't have to** call home. My mother won't worry.

He **doesn't have to** go home yet. It's not late.

الملتقى التربوي
www.wepal.net

- 1 Why are you **waiting**? You don't have to wait. You can go.
- 2 Why is he **going** to bed now? He doesn't have to go to bed now. It's not late.
- 3 Why are you **doing** your homework now? You don't have to do it now. You can do it tonight.
- 4 Why is she **eating** that? She doesn't like it. She doesn't have to eat that.

5 Complete the sentences. Use *have to*, *has to*, *don't have to* or *doesn't have to*.

- 1 We don't have to make the video call now. We can do it tomorrow.
- 2 Nawal doesn't have to phone her father. He wants to speak to her.
- 3 You're going to be late. You don't have to run.
- 4 She doesn't have to play tennis with us. I know she doesn't like it.
- 5 It rained yesterday so we don't have to water the garden.

Grammar: *have to* / *must*

- *have to* and *must* have the same meaning. We use them to talk about a rule or something that is very important.
- *don't / doesn't have to* is the opposite of *have to*. We use it when it is not necessary to do something.

1 Work in pairs. Look at the pictures and answer the questions.

- 1 What are they?
- 2 What do you know about them?



2 Listen and answer. Which one of the above are they talking about?



74

laptop

3 Listen and tick the true sentences. Then listen again and correct the false sentences.



- 1 They say it has a clever design.
- 2 *Computer User* says it is a very good phone.
- 3 It is easy to connect to the Internet with it.
- 4 You need to buy a microphone and camera to make video calls.
- 5 You can choose from three different colours.

<input type="checkbox"/>
<input checked="" type="checkbox"/>
<input type="checkbox"/>
<input checked="" type="checkbox"/>
<input checked="" type="checkbox"/>

4 Work in pairs. Read and number the instructions in the correct order.

To make a video call to a friend:

- 3 Call your friend.
- 2 Connect to the Internet.
- 4 Talk to your friend. Look into the camera and speak into the microphone.
- 1 Turn the computer on.

5 Work in pairs. Ask and answer questions about making a video call.

A: You are grandfather. You have a laptop but don't know how to use it. You want to make a video call to a friend. Ask questions.

B: Tell your grandfather what he has to do.

What do I do?

What do I do next?

First, you have to turn the computer on.

Then you have to ...

1 Read the dictionary entry and answer the questions.

although *conjunction*

a word used to join two ideas when the second idea makes the first surprising *They played football **although** it was snowing.*



Dictionary skills: joining ideas

The weather is very bad so it is surprising that he is fine.

- 1 What part of speech is *although*?
- 2 What other conjunctions do you know? (Look back to Unit 13 period 7.)

2 Work in pairs. Make sentences.

Writing skills: joining ideas with *although*

A

- 1 Rania went to bed
 - 2 He didn't wear a coat
 - 3 I didn't have a drink
 - 4 Faisal wants to play football
 - 5 Ghada went to school
- although

B

- 3 I was thirsty.
- 5 she was ill.
- 4 he hurt his leg.
- 1 she wasn't tired.
- 2 it was cold.

3 Listen and check your sentences. 75

4 Work alone. Write the sentences in activity 2.

5 Write the sentences again. Start with *although*.

- 1 *Although she wasn't tired, Rania went to bed.*
- 2 *Although it was cold, he didn't wear a coat.*
- 3 *Although I was thirsty, I didn't have a drink.*
- 4 *Although he hurt his leg, Faisal wants to play football.*
- 5 *Although she was ill, Ghada went to school.*

6 Choose and complete.

Writing skills: using conjunctions to join ideas

- 1 I didn't phone you yesterday _____ I was ill. (**because** / although)
- 2 I can't receive emails _____ my computer is working. (because / **although**)
- 3 I want to get a new phone _____ I can use the Internet outside. (because / **so**)
- 4 The mobile phone doesn't work here _____ we are outside of the city – we need to use a satellite phone. (**because** / so / although)
- 5 This phone works fine here _____ it is very old. (because / so / **although**)

1 Work in groups.

- Talk about what will be new and wonderful about your phone (text messaging, email, Internet, etc.)
- What will you call your phone?

2 Listen and complete the sentences. Check your spelling.



- 1 This is the phone you have to have.
- 2 It is part of the revolution in mobile communications.
- 3 Make video calls from your mobile.
- 4 Send a text or email and receive an answer _____
_____ wherever you are.
- 5 Although it can do many great things, _____, it's not expensive.

3 Listen and say the sentences.



4 Work in the same groups. Write an advert for your new phone telling people how good it is and why they should buy it.

- Write a first sentence.
This is the phone you have to have.
- Write sentences about what the phone can do and why it is good.
It can do wonderful things!
It is a new revolution in mobile phone design.
- Draw some pictures or diagrams for your phone.

5 Present your advert and try to sell your phone to the rest of the class.



1 Listen and repeat the words. 77

نهاية الاسبوع اقتراح ساندويش نفس ينسى يقرر يمسك/يركب يحمل
weekend suggestion sandwich same forget decide carry
idea different remember

2 Work in pairs and talk about the weekend.

- 1 What are you going to do?
- 2 What would you like to do?

الملتقى التربوي
www.wepal.net

3 Listen and answer the questions.

4 Listen and read. Underline the words from activity 1. 78

Imad, Sam and Majed are making plans for the weekend.

Imad: What are you doing this weekend?

Sam: I don't know. Do you have any suggestions?

Imad: Let's go for a picnic.

Sam: That's a great idea!

Majed: It may rain.

Imad: It might but I don't think so.

Majed: OK, I'll go. What should we take to eat?

Sam: Let's all take something and share it.

Imad: Good idea. But let's decide what to take now so we don't all take the same food.

Sam: OK. I'll take some sfeha.

Imad: I'll make sandwiches.

Majed: Then I'll take some humos and salad.

Imad: Then we need some drinks.

Sam: We have lots of orange juice – I'll take that.

Majed: We might have some lemonade I can take.

Sam: Remember to take your camera, Majed.

Majed: Don't worry, I won't forget. I love to take photos.

Imad: That's it then. That's not a lot to carry.

Sam: No, it isn't. But where are we going to have our picnic?

Majed: Oh, I know a great place. I always go there with my family.

Imad: Where is it?

Majed: I'm not going to tell you. It'll be a surprise!

Sam: How will we get there?

Majed: We'll catch a bus and then walk.



5 Work in groups of three. Act out the conversation in activity 4.

Everyday
English

It may rain.

It might but I don't think so.

That's it then.

1 Listen and circle the words you hear. 🎧 79

6 carry 2 catch 4 decide 5 forget 1 same 3 sandwich 5 suggestion 3 weekend

Which words didn't you hear? **catch, same**

2 Read and circle the correct words.

- 1 We usually make a **sandwich** / **salad** with bread.
- 2 We call the days of the week when we don't go to school or work the **weekdays** / **weekend**.
- 3 Can you give me a **something** / **suggestion** for what we can do?
- 4 Majed's family always go to the **same** / **different** picnic place.
- 5 Please don't **remember** / **forget** your homework tomorrow.

3 Complete the sentences with words from activity 1. Then match the sentences with the pictures.

- 1 We have lots of bread so I will make some **sandwiches**. **d**
- 2 What do you want to do next lesson – who has a **suggestion**? **e**
- 3 I can't **decide** what I want to do this weekend. **b**
- 4 It's a long distance to walk – we can go by taxi or **catch** a bus. **a**
- 5 This picnic bag is full of food and drink so it's very heavy – I can't **carry** it. **c**



4 Listen and check your sentences. 🎧 80

5 Read the conversation on page 56 again and answer the questions.


- 1 What does Sam suggest they do with the food they take? **share it**
- 2 What food will Majed take? **humos and salad**
- 3 Who will take the orange juice? **Sam**
- 4 Who knows a good place for a picnic? **Majed**
- 5 What do you like to eat at a picnic?

1 Listen and repeat the words.  81

يحضّر bring huge ضخم narrow ضيق nature طبيعة path طريق protect يحمي route طريق woods غابة
take small wide way road way forest

2 Work in pairs. Tell each other where you like to go for a picnic.

3 Look at the pictures. Then listen and read to find out which one is Majed's picnic place.  82 b



People often ask me what I like to do at weekends. My ^{ask} answer is always the same: I like to go for a picnic with my family. ^{different}

'Oh, do you have a favourite place?' ^{best} they ^{trip} ask.

So I tell ^{say} them about a beautiful quiet place we know. I tell them about the route that takes you between two mountains. You leave ^{stay} the car and walk along a small path. The narrow path takes you along a valley where there are always lots of flowers. At the ^{start} end there are some woods with huge old trees. ^{very big} They protect you from the ^{small/tiny} new wind and the sun. There you eat your picnic. You listen to the birds singing and smell the flowers. You enjoy nature with your family. It brings you great happiness. ^{pleasure} ^{gives}

'Oh,' they ^{sadness} say. 'It sounds wonderful. Where is it?' ^{seems}

But I don't tell them. I don't want it to be ^{unknown} popular. It is my place. ^{famous} ^{well known}

So no, I won't tell you where it is. ^{save}

4 Read and tick the true sentences. Then correct the false sentences.

- 1 Majed likes to go for a picnic with his friends.
- 2 The picnic place is usually windy.
- 3 Majed likes nature.

Word formation:
happy – happiness
سعيد سعادة

5 Read and answer the questions.

- 1 Where does the path from the car park take you? **along a valley**
- 2 Why doesn't Majed tell people about the picnic place? **He doesn't want it to be popular.**

6 Work in pairs. Read the passage aloud.

1 Listen and number the words in the order you hear them. 83

brings 4 huge 6 narrow nature 1 path 3 protect route 2 woods 5


Which words didn't you hear?

2 Read and circle the correct words.

- 1 The river is narrow / huge where it starts but very wide where it gets near to the sea.
- 2 It was difficult to see in the route / woods because the high trees hid the sun.
- 3 We need to find another path / protect up the mountain – this one is closed.
- 4 The trees can protect / bring us from the sun.
- 5 The Dead Sea is one of the most interesting places in nature / path.

3 Complete the sentences with words from activity 1. Then match the sentences with the pictures.

- 1 It was dark in the woods because of all the big trees. **d**
- 2 There was a huge rock on the path. We couldn't pass it. **c**
- 3 We walked up the path to the door of the house. **a**
- 4 It was difficult for the car to drive along the valley as the road was very narrow. **e**
- 5 My favourite things in nature are bird song and wild flowers. **b**



4 Listen and repeat. 84

The picnic

It may rain or the sun might shine
But I'm sure we'll all be fine
So bring some food for all to share
And we'll run and play in the open air.
We may be on the beach or in the woods
But wherever we go, it'll be so good
So bring a camera and we'll all have a go
Taking photos of what nature has to show.
We may have kabab or maybe falafil
But whatever we have, it'll be wonderful
So come along and bring a friend or two
All our picnic is missing is you, you, you.

Pronunciation: joining words

5 Listen and repeat. 85

- | | |
|--------------------|---------------------|
| 1 rain or shine | 2 we'll all be fine |
| 3 for all to share | 4 in the open air |
| 5 run and play | 6 beach or woods |

6 Work in pairs. Read the poem aloud.

1 Read and answer the questions.



- 1 Are Majed and Imad sure it will rain? Are they sure it will not rain?
- 2 Which is the correct sentence?
a It may be sunny tomorrow. b It be may sunny tomorrow.

2 Put the words in the correct order to make sentences.

- 1 might picnic we a have We might have a picnic.
- 2 tomorrow may windy be it It may be windy tomorrow.
- 3 today they not arrive may They may not arrive today.
- 4 lesson might you the miss You might miss the lesson.
- 5 I not eat tonight might want to I might not want to eat tonight.
- 6 with come us may he not He may not come with us.

3 Rewrite the sentences. Use the words in brackets.

- Maybe Fatima isn't feeling well. (may not) Fatima may not be feeling well.
- 1 Perhaps we will have a picnic tomorrow. (may) We may have a picnic tomorrow.
 - 2 It's possible I won't go with you. (might not) I might not go with you.
 - 3 Maybe I will come later. (might) I might come later.
 - 4 Perhaps the weather will be bad tomorrow. (may) The weather may be bad tomorrow.
 - 5 Perhaps she'll feel better later. (might) She might feel better later.

4 Listen and check your sentences. 86

5 Work in pairs. Talk about your plans for this evening and the weekend.

What are you going to do this evening?

I don't know, I may ...

What are you doing this weekend?

I'm not sure, I might ...

Grammar: *may* / *might*

- We use *may* and *might* to say that things are possible.
- In this use *may* and *might* have the same meaning.
- We put *may* / *might* before the verb.

1 Work in pairs. Look at the pictures. What jobs are the children thinking about?



2 Listen and match what the children say with the picture. Write the number. 

3 Listen again and answer the questions. 

- 1 Why does Hiba say she might be a scientist? because she likes science
- 2 Why does Firas think he may not be a doctor or nurse? because there's a lot of them
- 3 Why does Jana think she might be a teacher? because her parents are teachers and they like it
- 4 What skill does Salim have that will help him be a good diver? he is a good swimmer
- 5 Why does Huda think she might be a doctor? she thinks it is good to help people
- 6 What job does Hani's father do? he's a police officer

4 Work in groups. Make a list of all the jobs you can think of in five minutes.

- Count the number of jobs you have written.
- Which group wrote the most jobs?

5 Work in pairs. Ask and answer questions about the job you might have in the future.

What do you think you might be in the future?

I don't know.
I might be ...

Oh, really. Why?

Because ... What about you?

I'm not sure but I may be ...

Oh, really. Why?

Because ...

1 Read the dictionary entry and write one more example sentence for each meaning.

wood *noun*
1 what trees are made from *The table is made from wood.* خشب
2 (usually *the woods*) a small forest *We had a picnic in the woods.* غابة

2 Complete the dictionary entries. Use *before* and *after*.

1 before
at an earlier time *We had our picnic before it started to rain.*

2 after
at a later time *We played games after the picnic.*

Writing skills:

using *before* and *after*

3 Complete the sentences using *before* or *after*.

- 1 Tomorrow is the day after today.
- 2 Yesterday is the day before today.
- 3 Father will take us to school before he starts work and then pick us up after he finishes.

4 Work in pairs. Make a list of things you have to do before and after you go on a picnic.

5 Work in a group. Write sentences about what you may or might do in the next school holiday.

I might help my father. We may go to our village.

- Show your sentences to another student. He / She writes a question.

How might you help your father?

- Read and write an answer to the question.

I might work in his shop or I might work on the farm.

- Show your questions and answers to other students in your group. Continue to write questions and answers.

What might you do in the shop?

I may clean or I may put things on the shelves to sell.

6 Write a paragraph about what you may or might do in the next school holiday. Use the sentences you wrote in activity 5 to help you.

In the next holidays I might help my father in his shop. I may clean the shop or put things on the shelves. Or I may go to our village and work on the farm. I might ...

1 Work in groups.

- Talk about what you like to eat at a picnic.
- Talk about where you like to go for a picnic.



88

2 Listen and complete the sentences. Check your spelling.

- 1 Where are we going to have our picnic ?
- 2 Oh, I know a great place .
- 3 Who will we invite to come with us ?
- 4 What will we take to eat ?
- 5 Let's all take something and share it .
- 6 Don't forget to take a camera .

3 Listen and say the sentences.



4 Work in groups. Make notes about when, where, who and what.

- 1 **When** will you go for the picnic?
 - Agree on a day and a time.
 - It might rain or be cold so think about where you can go in the rain.
- 2 **Where** will you go?
 - Agree on a good place for a picnic.
- 3 **Who** will you invite?
 - Make a list of friends and family to invite.
 - Who do you think might come? Who might not come?
- 4 **What** will you eat and drink?
 - Make a list.
 - Agree who will take what.

5 Prepare to tell the class about your picnic.

- Think about who will present each part 1 to 4.
- Practise together.

6 Tell the rest of the class about your picnic. Listen to the other groups and make notes about their picnic.

Group name	When	Where	Who	What

Which group planned the best picnic?

1 Work in pairs. Look at the pictures. What do you think the people are saying?

2 Listen and answer the questions.  **89**

- 1 What do the girls want to do? **They want to see grandmother's embroidery and make a video call**
2 What does Mona's grandmother want to do? **To talk to Mona's father**

Mona and Sophie are visiting Mona's grandmother.

- Mona:** This is Sophie. She wants to see your embroidery.
Sophie: And I'd like to know about the designs and patterns.
Mona: And we both intend to learn how to embroider.
Grandmother: Well, I'm pleased that you both find it interesting. I promise to teach you what I know but first there is something you can do to help me.
Mona: Of course, what's that?
Grandmother: I want to talk to your father in England. He told me to use the Internet but I don't know how.
Sophie: You have to make a video call. Do you have a camera and a microphone?
Grandmother: I don't know. I don't understand computers.
Mona: It doesn't matter. I'll call him for you and then you can talk to him.
Grandmother: First, let's sit down and have a chat. What would you like to drink?
Sophie: Do you have any lemonade?
Grandmother: Of course. And I may have some sandwiches and salad. Would you like some?
Mona: Yes, please.



3 Read and answer the questions.

- 1 What do the girls intend to do? **learn how to embroider**
2 What help does Mona's grandmother need? **to use the computer or to make a video call**
3 Why can't she do it herself? **she doesn't understand computers**
4 What does Mona's grandmother want to do before she makes the video call? **to have a chat**
5 What do the girls want to eat and drink? **sandwiches, salad and lemonade**
6 Which is the best title for the passage? **C**
a Learning to embroider b A chat c A visit to grandmother

4 Work in groups of three. Act out the conversation in activity 2.

1 Read the conversation on page 64 and tick the true sentences. Then correct the false sentences.

- | | |
|---|-------------------------------------|
| 1 Sophie has met Mona's grandmother before. | <input checked="" type="checkbox"/> |
| 2 Sophie wants to learn about the designs and patterns of traditional embroidery. | <input type="checkbox"/> |
| 3 Mona's grandmother will teach the girls to embroider. | <input type="checkbox"/> |
| 4 Mona's father is in Egypt. | <input checked="" type="checkbox"/> |
| 5 Mona will tell her grandmother how to make a video call. | <input checked="" type="checkbox"/> |

2 Work in pairs. Find and say in the conversation on page 64:

- | | | | |
|----------------|---|---------------------------------|---|
| 1 an intention | We both intend to learn how to embroider. | 3. an example of <i>have to</i> | You have to make a video call. |
| 2 a promise | I promise to teach you what I know | 4 an example of <i>may</i> | I may have some sandwiches and a salad. |

Correction competition: You get one point for every correct tick or cross. You get two points for every incorrect sentence that you correct.

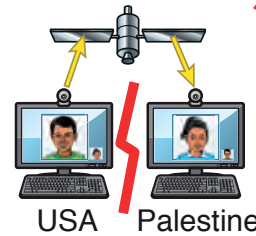
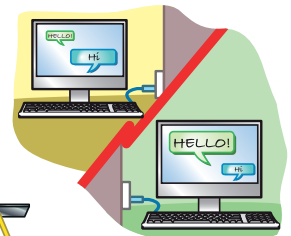

3 Work in pairs. Tick (✓) the correct sentences and put a cross (x) next to the incorrect sentences.

- | | |
|--|--|
| 1 Grandmother promised to help them later. | <input type="checkbox"/> |
| 2 I intend ^{to} work a lot next year. | <input checked="" type="checkbox"/> I intend to work a lot next year |
| 3 My father is away – I have to call him. | <input type="checkbox"/> |
| 4 I must ^{make} to make a video call now. | <input checked="" type="checkbox"/> I must make a video call now. |
| 5 You ^{do} not have to do it now – you can call tomorrow. | <input checked="" type="checkbox"/> You don't have to do it now ... |
| 6 I may ^{have} to have some sandwiches and a salad. | <input checked="" type="checkbox"/> I may have some sandwiches |
| 7 He might call – but he might not. | <input type="checkbox"/> |
| 8 Hassan ^{not} may come with us. | <input checked="" type="checkbox"/> Hassan may not come with us. |

Now correct the incorrect sentences.

4 Complete the sentences.

- Grandmother made the sandwiches and then had a chat with Mona and Sophie.
- Mona turned on the computer. She went onto the Internet and started to make the video call.
- Grandmother asked what the Internet was. Mona told her that it was a network of computers.
- Grandmother didn't understand how they could talk to people in other countries. Sophie told her that they use satellites in space.
- Then Mona told her grandmother to look into the camera and speak into the microphone.



1 Complete the conversation with words from the box.

although nature outside path receive valley
weekend woods worry

Mona has started the video call to her father.

الملتقى التربوي

Mona: Hello, Dad! Are you OK – you don't look well?

www.wepal.net

Father: Don't **worry** about me. I'm fine **although** I'm a bit tired. I've been very busy.

Mona: What have you been doing?

Father: This **weekend** I went with friends for a long walk. We followed a **path** along a **valley** between the mountains. There were some huge trees in the **woods**.

Mona: Did you take a camera? I'd like to see some photos.

Father: I did. Did you **receive** the pictures I sent last week?

Mona: Yes, we did. The **nature** there looks wonderful.

Father: It is. But it's very cold **outside** now. The winter is coming.

2 Listen and check your sentences. 90

3 Work in pairs. Act out the conversation in activity 1.

4 Work in pairs. Ask and answer.

You are Mona and her father.

Why are you visiting your grandmother?

I intend to learn to embroider.

That's excellent! Is your grandmother going to teach you?


Yes, she is. And she's going to teach me about ...

What do you know about traditional embroidery?

...

Now write your conversation.

1 Work in pairs. Complete the crossword puzzle.



الملتقى التربوي
www.wepal.net

Across

- 2 a dictionary can help you understand the meaning of a word
6 make stronger **strengthen**
7 the opposite of wide **narrow**
8 to find out about, or how to do, something **learn**
11 the way to get somewhere **route**
12 a complete change **revolution**
13 something you are going to do: a plan **intention**

Down

- 1 all the time before now **past**
3 tell people the name of the person they are meeting **introduce**
4 an idea for what someone can do **suggestion**
5 a woman is _____ when she is going to have a baby **pregnant**
9 to stop something bad happening to someone **protect**
10 the plan of how something looks, or will look **design**

Revision task: plan a party

2 Work in groups. You are going to organise an end-of-year party at your school.

- Talk about what you might do at the party.
- Talk about what you might eat and drink at the party.
- Talk about what you have to do. Make a list.
- Talk about who will do each job. Add this to your list.
- Make a poster to tell other students about the party and what will happen at the party.
- Show your poster to the class. Make them excited about the party.

3 Choose a poem or chant from Units 15–17. Work in pairs and read aloud.

Technology

camera _____
machine _____
microphone _____
network _____
program _____
pump _____
radio _____
satellite _____
video call _____

What things are made of

glass _____
plastic _____
wicker _____
wood _____

In the street & directions

(go) along _____
bank _____
bridge _____
path _____
route _____
(go) straight ahead _____
traffic _____
(the) way (to) _____

Gifts/Crafts/Objects

design _____
embroidery _____
gift _____
jug _____
pattern _____
plate _____
style _____
vase _____

Nouns

century _____
children _____
choice _____
civilization _____
corner _____
daughter _____
decade _____
example _____
furniture _____
history _____
life _____
magazine _____
meal _____
meaning _____
mistake _____
money _____
nature _____
past _____
pollution _____
revolution _____
sandwich _____
skill _____
stick _____
suggestion _____
visitor _____
waiter _____
weekend _____
woods _____

Verbs

allow _____
bring _____
carry _____
catch _____
come back _____
consider _____
decide _____
find out _____
forget _____
hang _____
intend _____
introduce _____
keep _____
make up _____
offer _____
order _____
pass on _____
protect _____
raise _____
receive _____
remain _____
sell _____
spend _____
start up _____
stop _____
strengthen _____
think back _____
turn _____
wait _____
worry _____

Adjectives

acceptable _____
ancient _____
delicious _____
empty _____
huge _____
large _____
modern _____
narrow _____
normal _____
polite/impolite _____
pregnant _____
soft _____
tasty _____
tidy/untidy _____
ugly _____
wonderful _____

Linking words

although _____
however _____
finally _____
therefore _____

Other words

almost _____
another _____
inside _____
outside _____
same _____
several _____
upside down _____

Everyday English

... and things like that.

Any ideas?

Can you help me?

I can't do that!

I love that dress!

I'm sure I'll see that.

Isn't it wonderful?

It may rain.

It might but I don't think so.

It's delicious!

It's very tasty!

Sorry – I made a mistake!

That's a good example!

That's a great idea. I'll do that.

That's it then.

That's not a problem.

That's right.

That's so interesting!

That's the problem with ...

We're all well – and you?

Yes, but ...

You're welcome. Goodbye.

You've been a great help.

Macmillan Education
Between Towns Road, Oxford OX4 3PP
A division of Macmillan Publishers Limited

Companies and representatives throughout the world

ISBN 978-0-230-41568-3

Text, design and illustration © Macmillan Publishers Limited 2013
Written by Nick Coates

First published 2013

All rights reserved; no part of this publication may be reproduced, stored in a retrieval system, transmitted in any form, or by any means, electronic, mechanical, photocopying, recording, or otherwise, without the prior written permission of the publishers.

Concept design by Melissa Orrom Swan
Page design, layout and artwork commissioning by Tek-Art, West Sussex
Illustrated by John Batten, Niall Harding and Andrew Pagram
Cover design by Macmillan Publishers Limited 2013
Cover photograph © Jehad Ayoush
Picture research by Alison Prior

The authors and publishers would like to thank the following for permission to reproduce their photographs:

Alamy/Ace Stock Ltd p50(t), Alamy/M Brodie p23(b), Alamy/Audrey P Coltart p23(e), Alamy/Dny3d p50(br), Alamy/Tor Elgeland p34, Alamy/Eddie Gerald p23(a), Alamy/David J Green p53(tr), Alamy/Hanan Isacher pp45(l), 47(r), Alamy/M Itani p22(r), Alamy/Dum Kinpie 45(cr), Alamy/Adrian Lyon pp4(a), 50(tr), Alamy/Paul Maguire p23(c), Alamy/Horia Marusca p4(c), Alamy/PSL Images p53(r), Alamy/Real Image pp9(tr), 45(tr), Alamy/RGB Ventures LLC dba Superstock p4(d), Alamy/Emily Riddell pp22(l), 27(r), Alamy/Ilan Rosen p22(cl), Alamy/Eitan Simanor p47(l), Alamy/Sowari p22(cr), Alamy/Hugh Threlfall p4(radio), Alamy/YAY Media AS p23(d); **David Tolley** p45(c); **Getty Images**/AFP p27(l), Getty Images/Gallo Images p50(bl), Getty Image/Glow Images p9(tl); **Superstock**/Hanan Isacher p42; **Thinkstock**/Ingram Publishing p30, Thinkstock/iStockphoto pp4(tv), 9(tc), 53(c&tl).

Any views expressed in this publication are those of the Palestinian National Authority and represented by the Publisher on behalf of the Authority.

These materials may contain links for third party websites. We have no control over, and are not responsible for, the contents of such third party websites. Please use care when accessing them.

Although we have tried to trace and contact copyright holders before publication, in some cases this has not been possible. If contacted we will be pleased to rectify any errors or omissions at the earliest opportunity.

Printed and bound in Palestine

2017 2016 2015 2014 2013
10 9 8 7 6 5 4 3 2 1