

NEW
EDITION

English for Palestine

Grade 1

Blended Learning Modules (2)

Unit 1 Page : 1

Unit 2 Page :4

Unit 3 Page :7

Outcomes

In Unit 6 children learned:

- to talk about things in the classroom
- to ask and say what things are

In Unit 7 children learned:

- to talk about family
- to ask and say who someone is

In Unit 8 children learned:

- to talk about drinks
- to ask and say what things are

My classroom

1

Listen and find. (TB) page 42



2

Listen and say. (TB) page 42



3

Trace and copy.



1 2 a a

1 2 a a

c c c

c c c

1

Listen and find. (TB) page 44



2

Listen and say. (TB) page 44



What's this?



It's a **bag**.

3

Write. Say.



1



2



3



4



5



6



2

1

Look. Count and write.



7



2

Listen and say.



3

Think and match. Say.



My family


1

Listen and find. (TB) page 48



2

Listen and say. (TB) page 48



3

Trace and copy.



e e e

o o o

e o


1

Listen and circle. (TB) page 50



Who's this?

This is **Wafa**.



2

Listen and write. (TB) page 51













3

Match.



a c e o



e o c a

e o a c

o e c a

4

Sing. (TB) page 49



1

Listen and find. (TB) page 52



2

Listen and say. (TB) page 52



Who's this?

This is **my** mum.

3

Match and say.



a

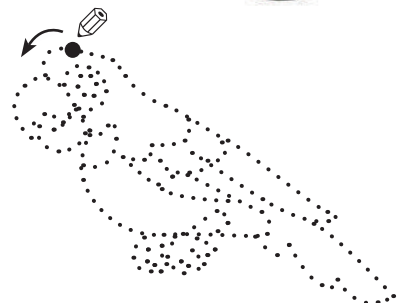
o



e



c



Let's drink!

1

Listen and find. (TB) page 54



2

Listen and say. (TB) page 55



3

Listen and write. (TB) page 55



3



4

Trace and copy.



d d d

g g g

q q q

1

Listen and find. (TB) page 56



2

Listen and say. (TB) page 57



What's this?

It's **apple juice**.

3

Match.



c




d



q

g

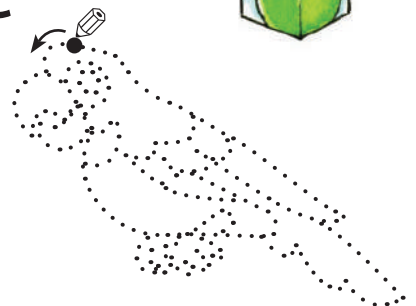


a

o



e



1

Match. Listen. (TB) page 56



1

2

3

4

5

6



2

Listen and say. (TB) page 56



3

Count and match.



5



6



7



8



9



10



unit1 : My classroom

عزيزي المساعد ساعد الطالب على قراءة الكلمات بطريقة صحيحة:-



board



teacher



pencil



book



bag



desk

صل الكلمة مع الصورة الصحيحة:-

1- Look and match:-

1. pencil



2. board



3. teacher



4. book



5. bag



6. desk



ضع دائرة على الحرف المشابه:-

2- Look and circle:

a

teacher - bag - head

c

cat - insect - car

3- Answer these questions:

أجب عن الأسئلة التالية:-

[desk ---- book]

What's this ?

It's a -----



What's this ?

It's a-----



4- Hand writing:- خط:

a

c



Good luck

توقيع ولي الأمر المساعد:-

Class:- First Grade

Name:-

Revision

Work sheet

Unit seven

unit2 My Family



Mum



Dad



baby



brother



Sister

1- Match:- صل 

a



e



o



c



2- Reading:-



Read and write:-

| Tala | Amir | Mum | Dad |
|------|------|-----|-----|
|------|------|-----|-----|

Who's this ? This is Amir



Who 's this ? This is



Who 's this ? This is



Who 's this ? This is



3- Hand writing :-



a

e

o

c

توقيع ولي الأمر.....






Good luck

Class:- First Grade

Name:-

Revision
Work sheet
unit3

1. Read and put (✓) under the correct picture:-

| tea | | juice | | milk | |
|-----------------------------------------------------------------------------------|-----------------------------------------------------------------------------------|-----------------------------------------------------------------------------------|-----------------------------------------------------------------------------------|-------------------------------------------------------------------------------------|-------------------------------------------------------------------------------------|
|  |  |  |  |  |  |
| | | | | | |

2- Speaking:- 

** What's this ? it's water



What's this ? it's



Who 's this ? This is



dad
tea

3. Circle:-




c a



b o








q g



c d

4. Writing:- 

A. Count and write:-

-  =
-  =
-  =
-  =
-  =

5- Hand writing:-

0



Good luck

توقيع ولي الأمر.....