

**NEW**  
EDITION

# English for Palestine

## Grade 1

Blended Learning Modules (4)

Unit 1 Page : 1

Unit 2 Page :4

Unit 3 Page :7

Unit 4 Page :10

# Outcomes

In Unit 13 children learned:

- to talk about clothes
- to describe clothes using colours

In Unit 15 children learned:

- to talk about their bedroom
- to ask where something is and answer using prepositions

In Unit 16 children learned:

- to talk about things that grow in Palestine
- to say if items are very small, small, big or very big

# My clothes

1

Listen and find.



2

Listen and say.



3

Trace and copy.



1

Listen and circle. (TB) page 86




2


Listen and say. (TB) page 87



1



2




3




4



5



6



3

Find and circle.



j



jeans



juice

z



zebra

k



kite



skirt

d



dress



red

sh



shoes



shorts



t-shirt



4


Sing. (TB) page 87



2

1

Listen and write. (TB) page 86



10

2

Read and colour.



blue jeans


yellow and green t-shirt

blue and yellow shoes

black and red skirt

red shorts

green and white dress





# My bedroom

1 Listen and find.



2 Listen and say.



It's a **bed**.

What's this?



3 Trace and copy.



1

Listen and find. (TB) page 98



2

Listen and say.



Where's the **kite**?

It's **in** the **box**.



3

Say.

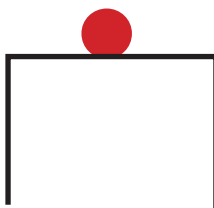


Where's the **box**?

It's **under** the **window**.

1

Read and match.




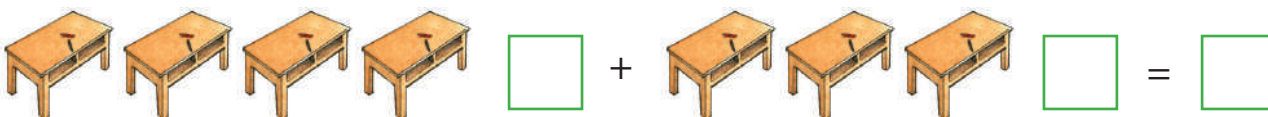

under

in

on

2

Count and write.



3

Sing. (TB) page 99





# In my country

1 Listen and find.



2 Listen and say.



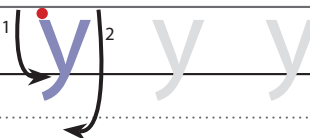
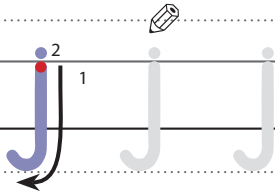
What's this?

It's a fig.

It's an olive.



3 Trace and copy.



1

Listen and find. (TB) page 104



2

Listen and say. (TB) page 104



3

Count and write.



$$\text{4 bananas} \quad \square + \text{4 bananas} \quad \square = \square$$

$$\text{5 figs} \quad \square + \text{5 figs} \quad \square = \square$$

$$\text{2 oranges} \quad \square + \text{5 oranges} \quad \square = \square$$

$$\text{5 lemons} \quad \square + \text{3 lemons} \quad \square = \square$$


1

Listen and find. (TB) page 106




2

Listen and circle.



3


Match and say.



# My friends

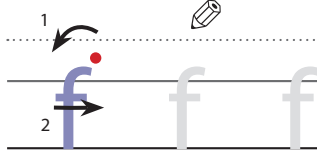
1

Listen and find.



2

Trace and copy.





1

Listen and find. (TB) page 110



2

Listen and do. (TB) page 110



3


Say and do.



Stand up.

Sit down.

Jump up and down.



4

Sing. (TB) page 111




1

Listen and write. (TB) page 112



This is my friend ...  
He's / She's ...



2

Listen and do. (TB) page 112



3

Write.



he she



he

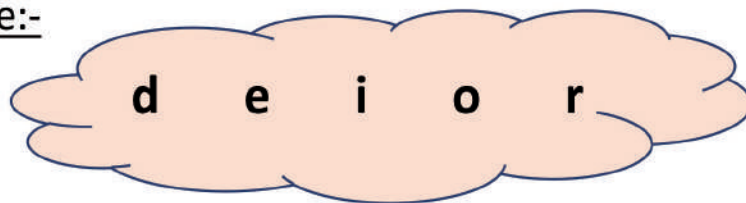


1<sup>st</sup> grade

Revision Worksheet \ unit1

name :

1- Read and write:-



t-shi\_\_t



sk\_\_rt



j\_\_ans



\_\_ress



sh\_\_rts

2- Find and circle



j jeans



juice



zebra



kite



skirt



dress



red



shoes


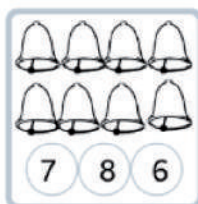


shorts



t-shirt

3- Circle



Good luck

1<sup>st</sup> grade

Revision Worksheet / unit2

name:

Write:-

w

x

b

d

t

ch



\_\_air



\_\_bo



\_\_indow



\_\_ed



\_\_oor



\_\_able

Draw:-



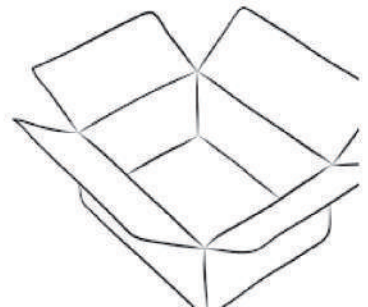
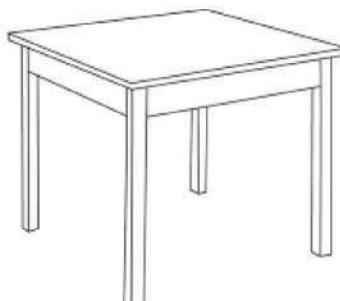
A in the box .



A under the chair



A on the table




Good Luck

1<sup>st</sup> grade

Revision Work sheet \ unit3

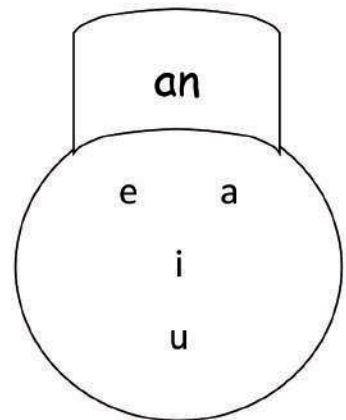
name:

1- Match:-


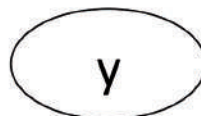


2- complete :- ( a - an )

- 1- It's ..... apple
- 2- It's ..... olive
- 3- It's ..... banana
- 4- It's ..... egg



3- Write



\_\_eans



\_\_mbrella



\_\_oyo

**Good Luck**

1<sup>st</sup> grade

Revision Worksheet unit4

name :

1- Complete:-

**k**

**f**

**z**

**s**



   ig



   ebra



   ite



   kate

2- Circle the correct answer :-



a. he \ she  
short \ **tall**



b. he \ she  
short / **tall**




c. he \ she  
short \ **tall**



d. he \ she  
short \ **tall**

3- Trace :-



**Good Luck**